

License Applications by Type		Q1, FY 2023/24	Q2, FY 2023/24	Q3, FY 2023/24	Total FY 2023/24	Total FY 2022/23
Optometrist Exam	Received	45	65	118	228	316
	Approved	41	60	109	210	293
Optometrist License	Received	35	24	31	90	259
	Approved	45	26	30	101	417
Optometrist Renewal	Received	1380	1263	1165	3808	5555
	Approved	1138	866	799	2803	3850
		Q1, FY 2023/24	Q2, FY 2023/24	Q3, FY 2023/24	Total FY 2023/24	Total FY 2022/23
Statement of Licensure License	Received	102	75	157	334	411
	Approved	102	74	157	333	382
Statement of Licensure Renewal	Received	241	205	264	710	1147
	Approved	173	104	110	387	546
		Q1, FY 2023/24	Q2, FY 2023/24	Q3, FY 2023/24	Total FY 2023/24	Total FY 2022/23
Fictitious Name Permit License	Received	37	30	96	163	151
	Approved	38	32	103	173	207
Fictitious Name Permit Renewal	Received	8	1281	479	1768	1391
	Approved	8	933	480	1421	958
		Q1, FY 2023/24	Q2, FY 2023/24	Q3, FY 2023/24	Total FY 2023/24	Total FY 2022/23
Registered Dispensing Ophthalmic Business License	Received	29	31	54	114	82
	Approved	38	43	62	143	51
Registered Dispensing Ophthalmic Business Renewal	Received	190	253	234	677	737
	Approved	154	169	168	491	466
		Q1, FY 2023/24	Q2, FY 2023/24	Q3, FY 2023/24	Total FY 2023/24	Total FY 2022/23
License Applications by Type						
Registered Spectacle Lens Dispenser License	Received	108	88	74	270	429
	Approved	125	104	90	319	398
Registered Spectacle Lens Dispenser Renewal	Received	552	631	627	1810	1670
	Approved	329	364	393	1086	984
		Q1, FY 2023/24	Q2, FY 2023/24	Q3, FY 2023/24	Total FY 2023/24	Total FY 2022/23
Registered Contact Lens Dispenser License	Received	34	35	34	103	192
	Approved	46	47	46	139	172
Registered Contact Lens Dispenser Renewal	Received	179	212	237	628	837
	Approved	128	121	147	396	524
		Q1, FY 2023/24	Q2, FY 2023/24	Q3, FY 2023/24	Total FY 2023/24	Total FY 2022/23
Nonresident Ophthalmic Lens Seller License	Received	1	0	0	1	3
	Approved	0	0	1	1	7
Nonresident Ophthalmic Lens Seller Renewal	Received	0	3	4	7	12
	Approved	0	2	2	4	7
		Q1, FY 2023/24	Q2, FY 2023/24	Q3, FY 2023/24	Total FY 2023/24	Total FY 2022/23
Total Initial Applications	Received	346	283	446	1075	1527
	Approved	394	326	489	1209	1634
Total Renewals	Received	2550	3848	3010	9408	11349
	Approved	1930	2559	2099	6588	7335

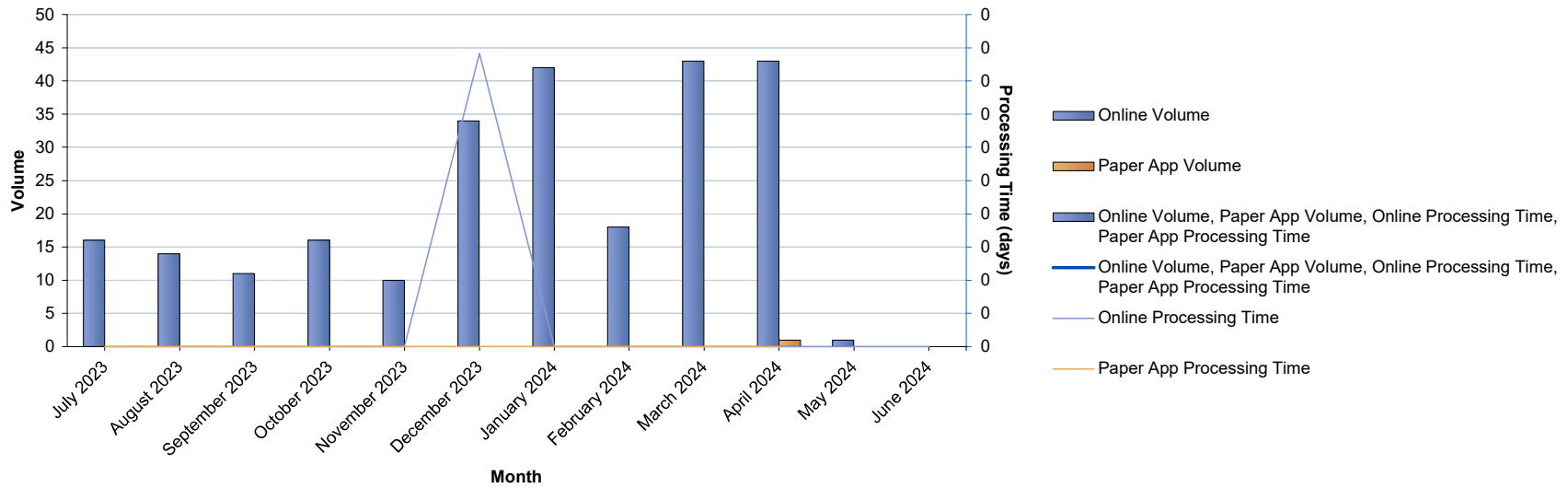
License Population by Status as of May 1, 2024

License Type	License Status	Total
Optometrist	Current	7,689
	Current-Inactive	332
	Military-Active	6
	Delinquent	681
	Retired	157
	Retired Volunteer	65
Total Optometrist Licenses		8,930
Statement of Licensure	Current	1,659
	Delinquent	774
Total Statements of Licensure		2,433
Fictitious Name Permit	Current	1,526
	Delinquent	182
Total Fictitious Name Permits		1,708
Registered Dispensing Ophthalmic Businesses	Current	1,179
	Delinquent	109
Total Registered Dispensing Ophthalmic Businesses		1,288
Registered Spectacle Lens Dispenser	Current	3,255
	Delinquent	807
Total Registered Spectacle Lens Dispenser		4,062
Registered Contact Lens Dispenser	Current	1,351
	Delinquent	255
Total Registered Contact Lens Dispenser		1,606
Nonresident Ophthalmic Lens Seller	Current	21
	Delinquent	5
Total Nonresident Ophthalmic Lens Seller		26
Overall - Total		20,053

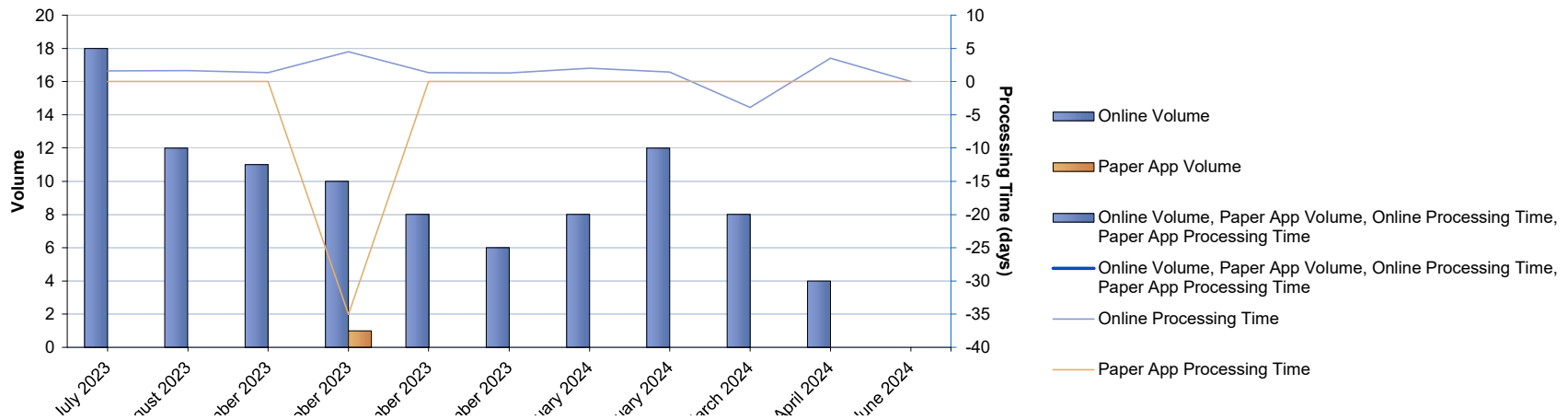
**CALIFORNIA DEPARTMENT OF CONSUMER AFFAIRS
BREEZE SYSTEM
Licensing Application Volume and Processing Time
Monthly Trend**

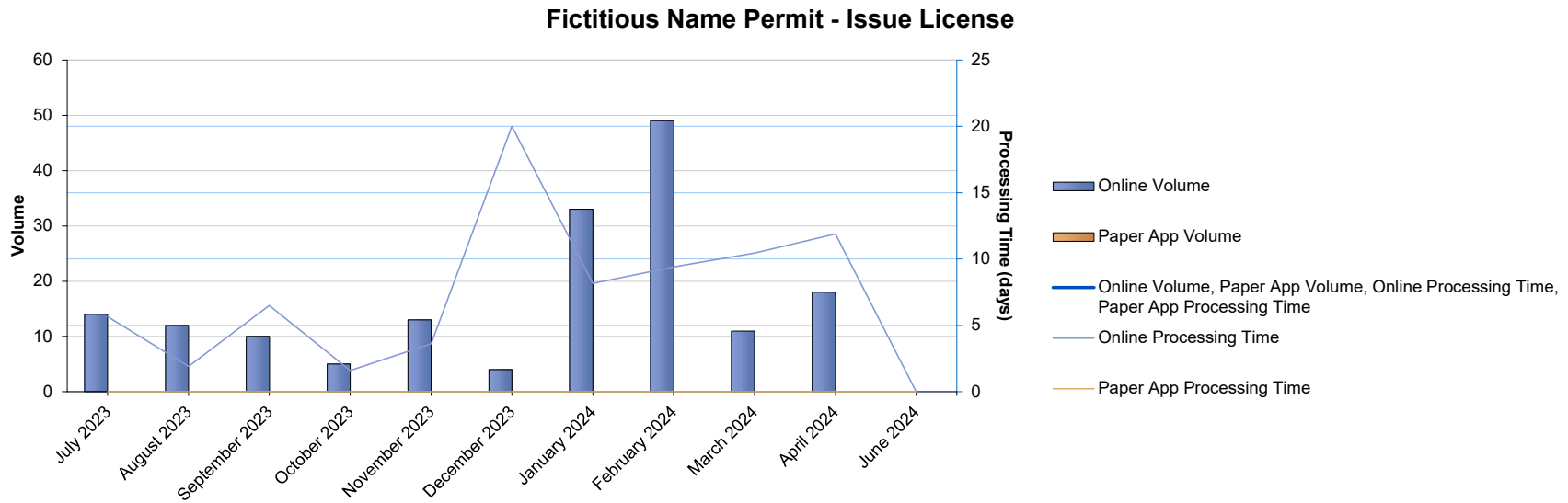
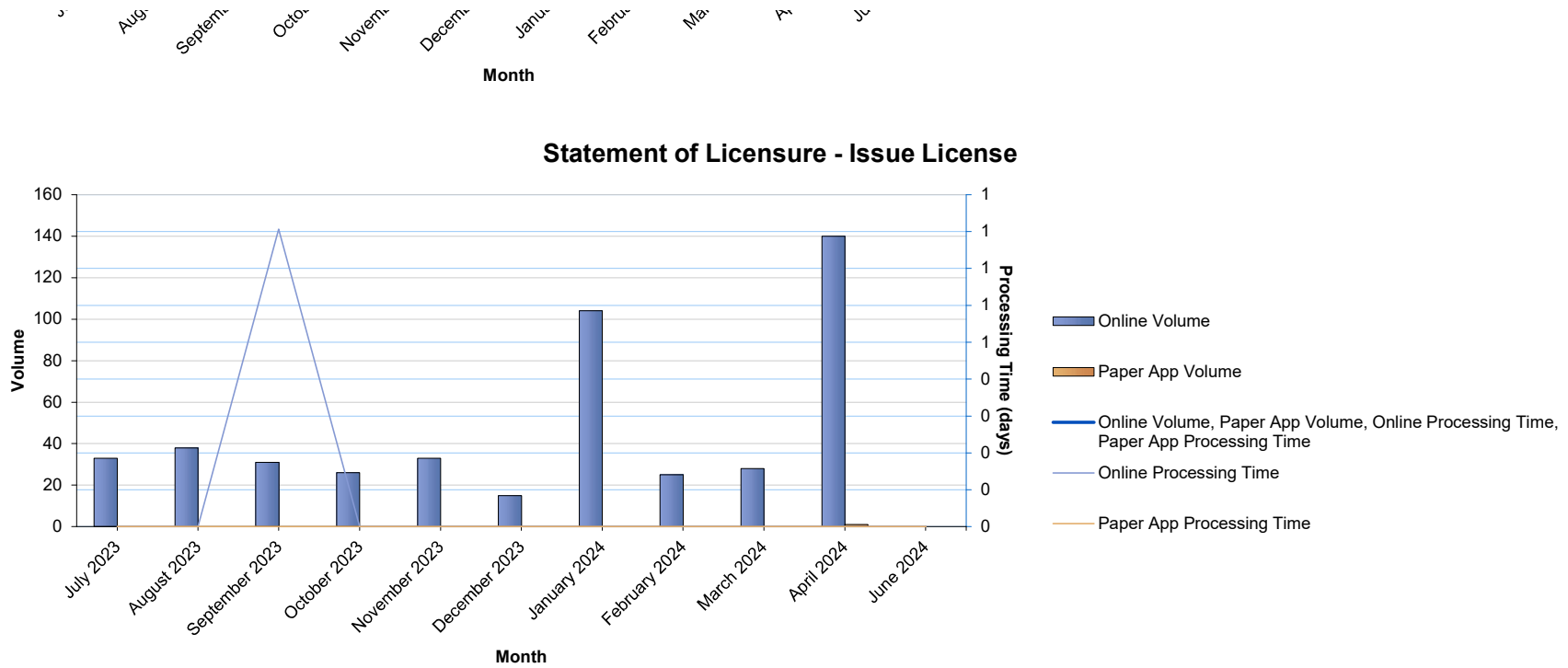
Fiscal Year 2024

Optometrist - Exam Request



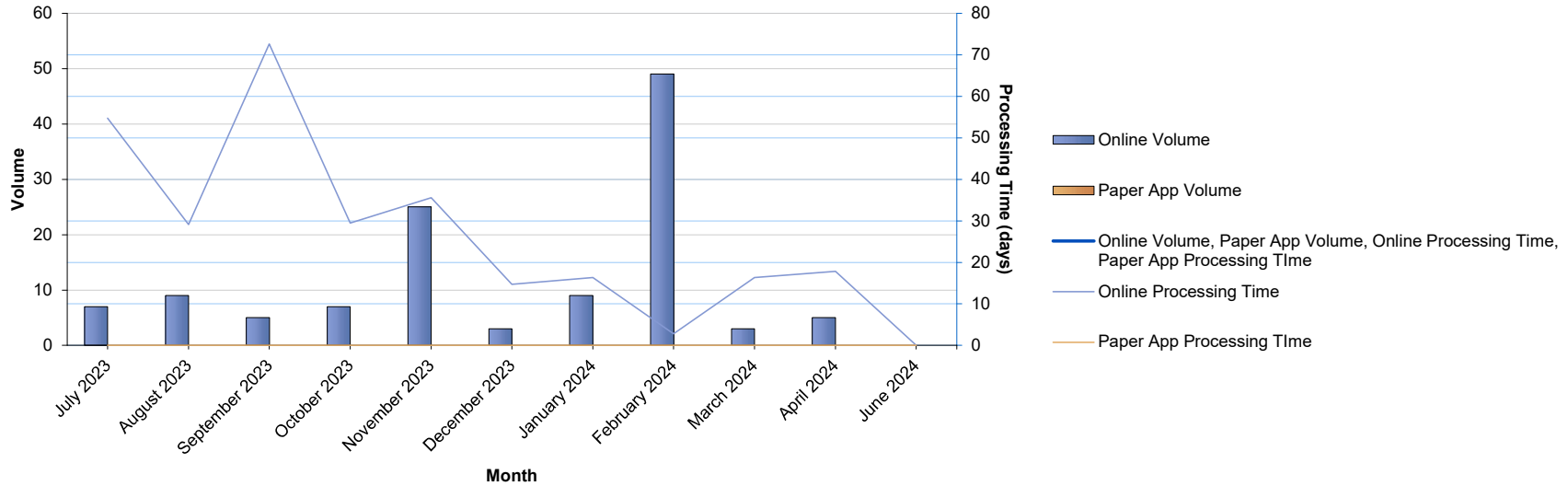
Optometrist - Initial License



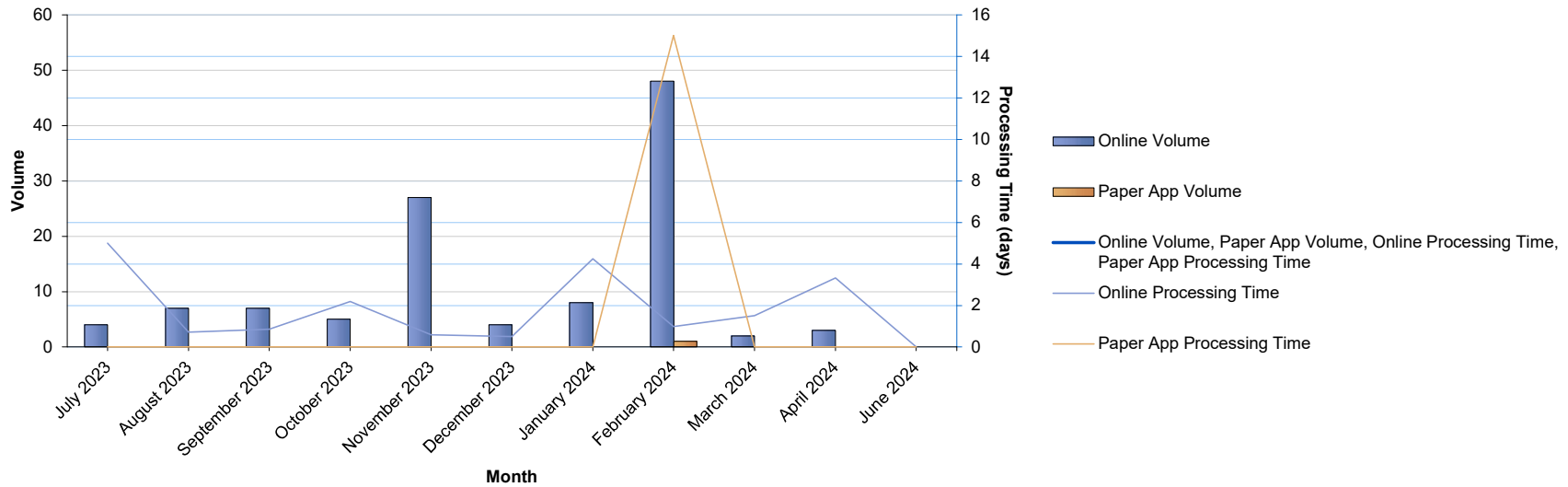


Month

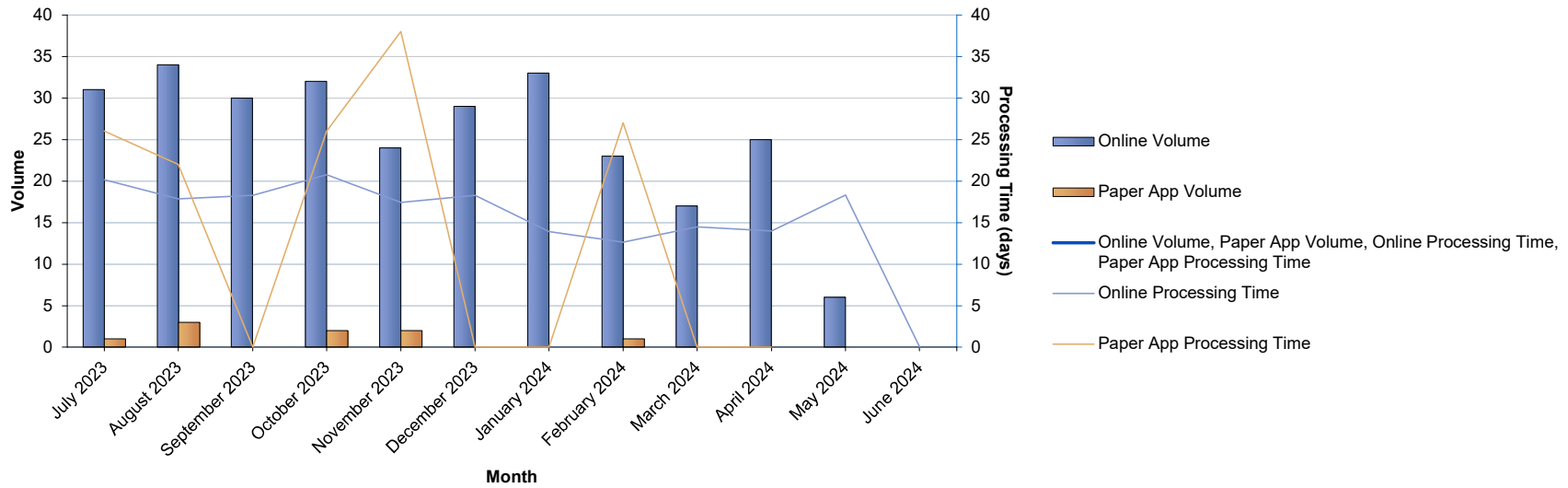
Registered Dispensing Optician - Initial Application



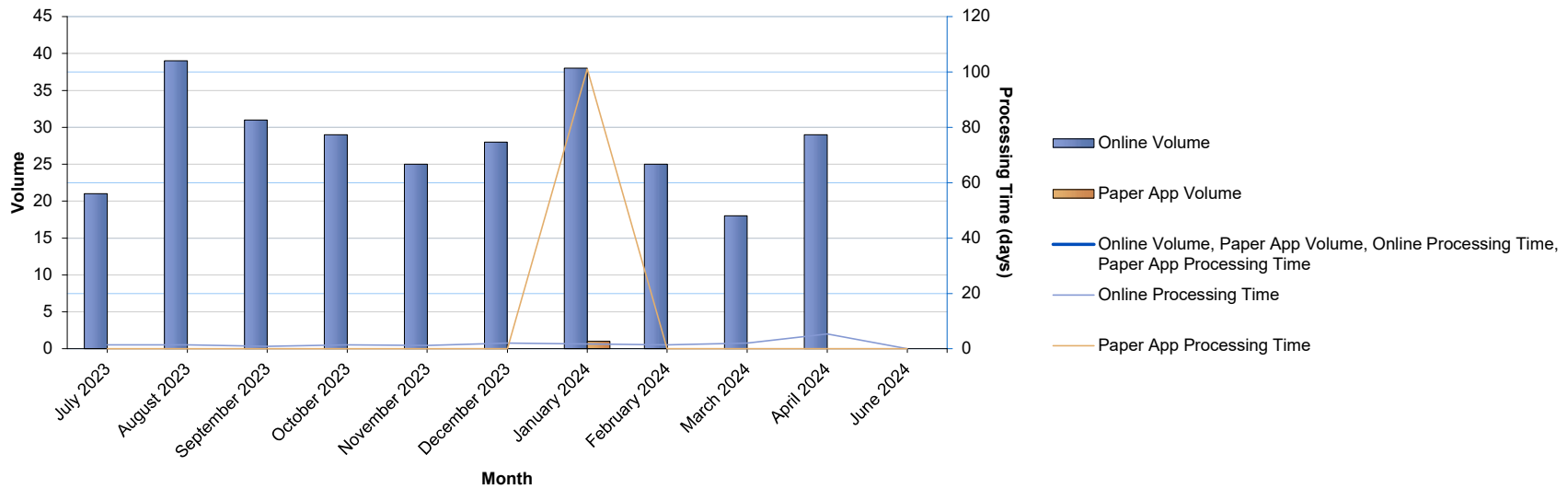
Registered Dispensing Optician - Initial License



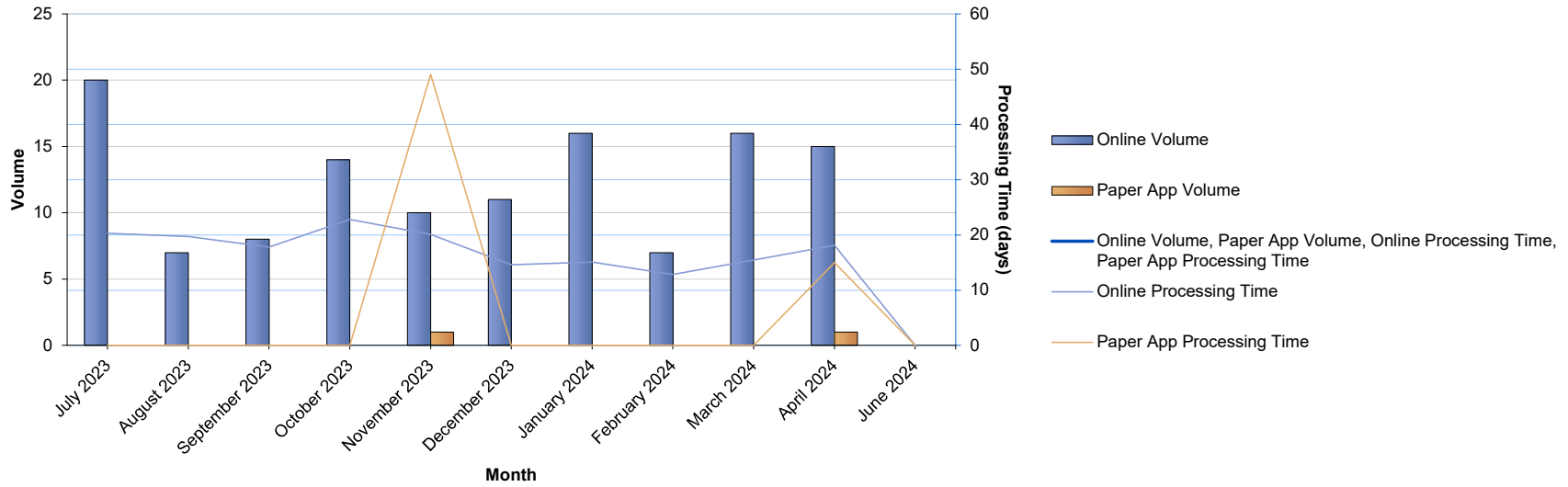
Registered Spectacle Lens Dispenser - Initial Application



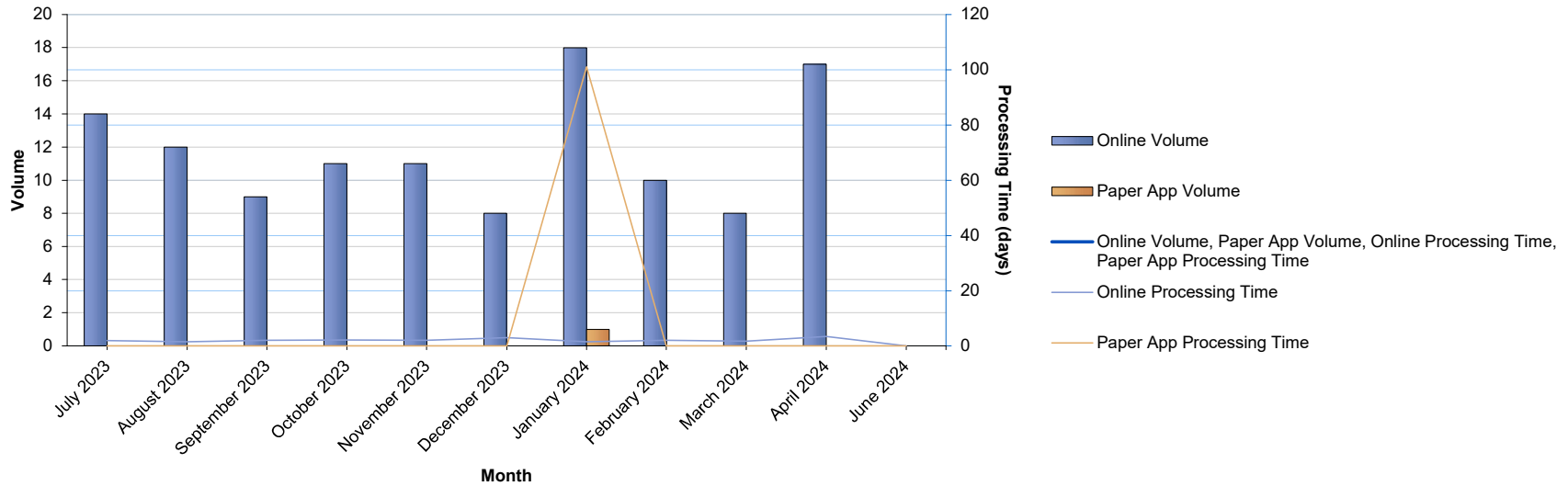
Registered Spectacle Lens Dispenser - Initial License



Registered Contact Lens Dispenser - Initial Application

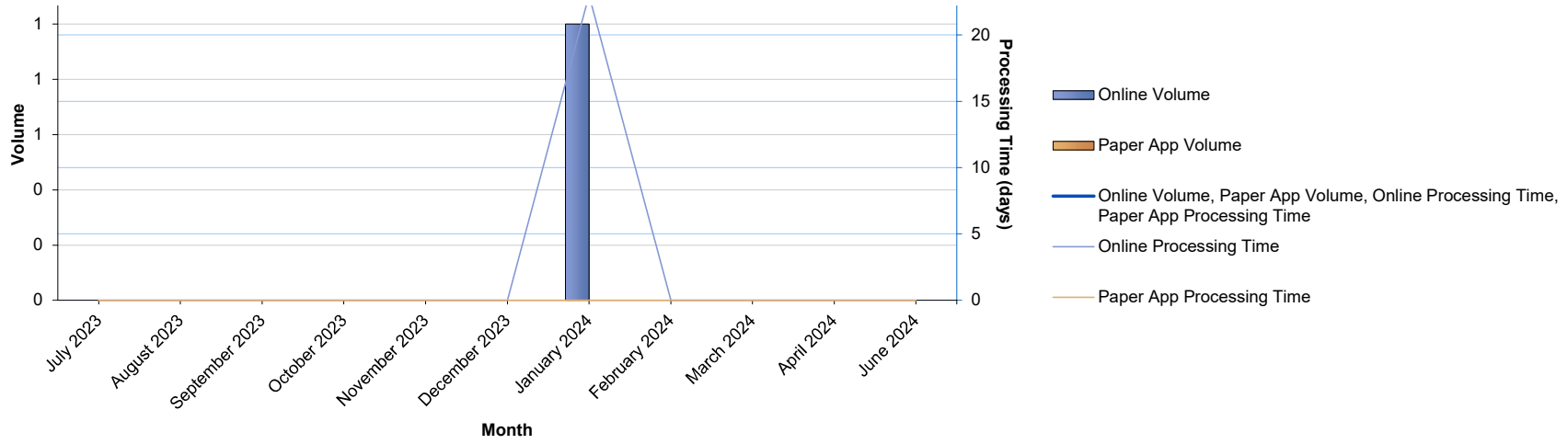


Registered Contact Lens Dispenser - Initial License



Nonresident Contact Lens Seller - Initial Application





Nonresident Contact Lens Seller - Initial License

