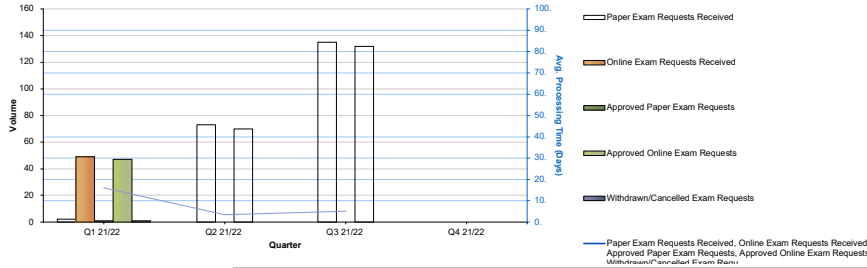




Optometry Program
Start Date: Jul 1, 2021 End Date: Mar 31, 2022

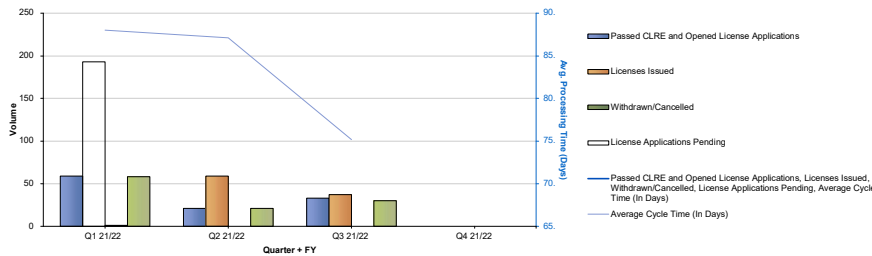
OPT Exam Requests	Q1 21/22			Q2 21/22			Q3 21/22			Q4 21/22			FY 21/22
	Jul	Aug	Sep	Oct	Nov	Dec	Jan	Feb	Mar	Apr	May	Jun	Total
Paper Exam Requests Received	1	1	0	0	0	0	0	0	0	0	0	0	2
Online Exam Requests Received	16	13	20	13	18	42	53	35	47	0	0	0	257
Approved Paper Exam Requests	1	0	0	0	0	0	0	0	0	0	0	0	1
Approved Online Exam Requests	13	14	20	13	17	40	51	35	46	0	0	0	249
Withdrawn/Cancelled Exam Requests	0	1	0	0	0	0	0	0	0	0	0	0	1
Avg. Cycle Time for Paper (In Days)	183	0	N/A	N/A	N/A	N/A	N/A	N/A	N/A	N/A	N/A	N/A	92
Avg. Cycle Time for Online (In Days)	0	48	0	1	0	9	0	0	15	N/A	N/A	N/A	8

OPT Exam Requests



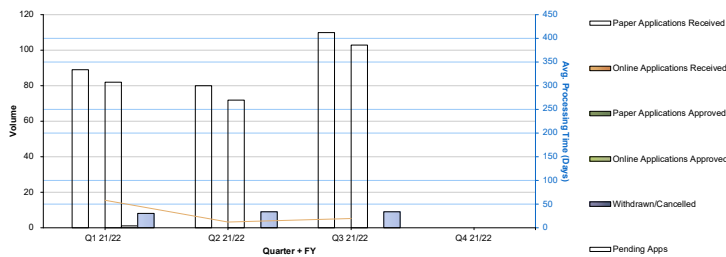
OPT License	Q1 21/22			Q2 21/22			Q3 21/22			Q4 21/22			FY 21/22
	Jul	Aug	Sep	Oct	Nov	Dec	Jan	Feb	Mar	Apr	May	Jun	Total
Passed CLRE and Opened License Applications	18	23	18	7	3	11	5	14	14	0	0	0	113
Licenses Issued	59	58	76	43	11	5	12	6	19	0	0	0	289
Withdrawn/Cancelled	0	0	1	0	0	0	0	0	0	0	0	0	1
License Applications Pending	18	22	18	7	3	11	5	13	12	0	0	0	109
Average Cycle Time (In Days)	74	94	97	77	79	106	92	74	60	N/A	N/A	N/A	83

OPT License



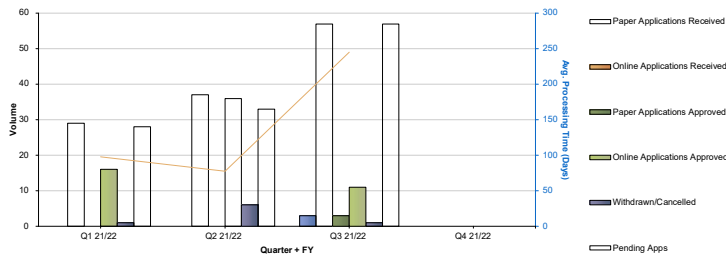
SOLs	Q1 21/22			Q2 21/22			Q3 21/22			Q4 21/22			FY 21/22
	Jul	Aug	Sep	Oct	Nov	Dec	Jan	Feb	Mar	Apr	May	Jun	Total
Paper Applications Received	0	0	0	0	0	0	0	0	0	0	0	0	0
Online Applications Received	36	23	30	36	25	19	45	43	22	0	0	0	279
Paper Applications Approved	0	0	0	0	0	0	0	0	0	0	0	0	0
Online Applications Approved	32	23	27	32	23	17	41	41	21	0	0	0	257
Withdrawn/Cancelled	0	0	1	0	0	0	0	0	0	0	0	0	1
Pending Apps	5	1	2	4	3	2	5	2	2	0	0	0	26
Avg. Cycle Time for Paper (In Days)	381	N/A	N/A	N/A	N/A	N/A	N/A	N/A	N/A	N/A	N/A	N/A	381
Avg. Cycle Time for Online (In Days)	80	29	65	22	15	0	25	17	17	N/A	N/A	N/A	30

SOLs



FNPs	Q1 21/22			Q2 21/22			Q3 21/22			Q4 21/22			FY 21/22
	Jul	Aug	Sep	Oct	Nov	Dec	Jan	Feb	Mar	Apr	May	Jun	Total
Paper Applications Received	0	0	0	0	0	0	3	0	0	0	0	0	3
Online Applications Received	10	9	10	12	10	15	21	11	25	0	0	0	123
Paper Applications Approved	0	0	0	0	0	0	3	0	0	0	0	0	3
Online Applications Approved	1	6	9	19	7	10	9	1	1	0	0	0	63
Withdrawn/Cancelled	1	0	0	4	0	2	1	0	0	0	0	0	8
Pending Apps	9	9	10	11	10	12	21	11	25	0	0	0	118
Avg. Cycle Time for Paper (In Days)	N/A	N/A	N/A	N/A	N/A	N/A	0	N/A	N/A	N/A	N/A	N/A	0
Avg. Cycle Time for Online (In Days)	111	59	123	100	41	92	132	387	216	N/A	N/A	N/A	140

FNPs

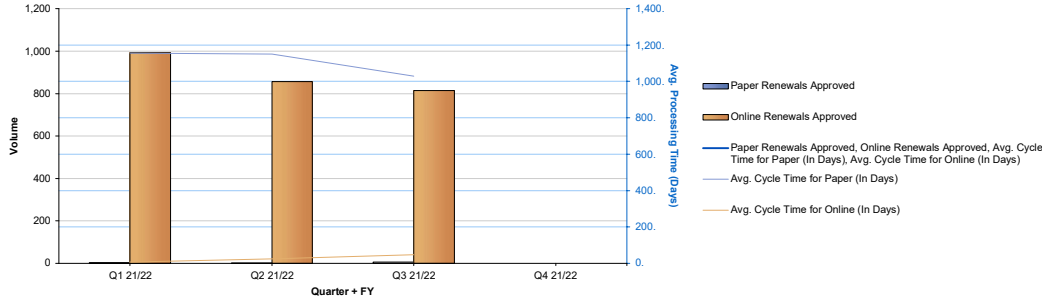




Optometry Program Renewals
Fiscal Year

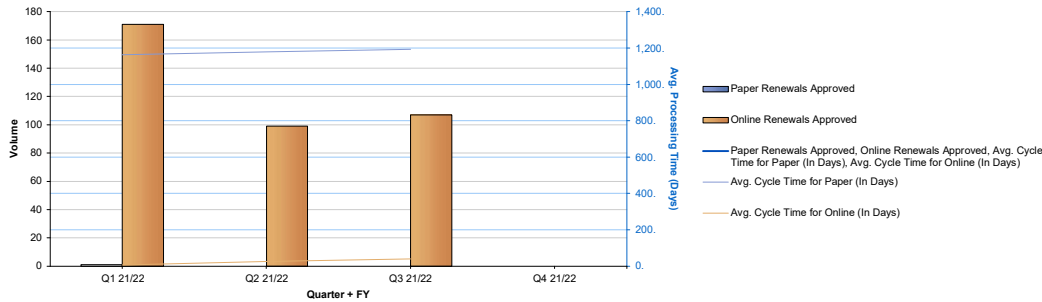
OPTs	Q1 21/22			Q2 21/22			Q3 21/22			Q4 21/22			FY 21/22
	Jul	Aug	Sep	Oct	Nov	Dec	Jan	Feb	Mar	Apr	May	Jun	Total
Paper Renewals Approved	0	2	0	0	1	0	0	2	3	0	0	0	8
Online Renewals Approved	347	367	279	324	269	263	296	245	274	0	0	0	2,664
Avg. Cycle Time for Paper (In Days)	1,179	1,099	1,188	1,189	1,077	1,188	1,108	975	1,002	N/A	N/A	N/A	1,112
Avg. Cycle Time for Online (In Days)	4	2	11	16	29	26	21	54	66	N/A	N/A	N/A	25

OPTs



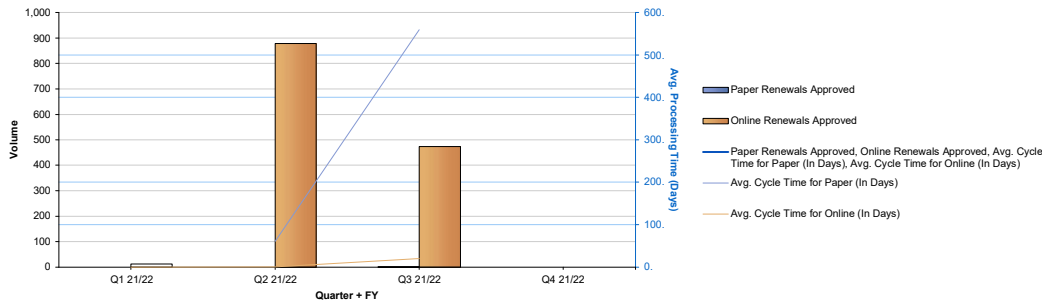
SOLs	Q1 21/22			Q2 21/22			Q3 21/22			Q4 21/22			FY 21/22
	Jul	Aug	Sep	Oct	Nov	Dec	Jan	Feb	Mar	Apr	May	Jun	Total
Paper Renewals Approved	0	0	1	0	0	0	0	0	0	0	0	0	1
Online Renewals Approved	66	62	43	30	30	39	51	28	28	0	0	0	377
Avg. Cycle Time for Paper (In Days)	1,189	1,189	1,114	1,190	1,160	1,188	1,193	1,194	1,194	N/A	N/A	N/A	1,179
Avg. Cycle Time for Online (In Days)	18	1	0	26	51	0	0	41	80	N/A	N/A	N/A	24

SOLs



FNPs	Q1 21/22			Q2 21/22			Q3 21/22			Q4 21/22			FY 21/22
	Jul	Aug	Sep	Oct	Nov	Dec	Jan	Feb	Mar	Apr	May	Jun	Total
Paper Renewals Approved	0	0	0	0	0	0	1	0	0	0	0	0	1
Online Renewals Approved	7	4	1	5	560	314	80	82	0	0	0	0	1,365
Avg. Cycle Time for Paper (In Days)	N/A	N/A	N/A	N/A	N/A	61	355	1,186	137	N/A	N/A	N/A	435
Avg. Cycle Time for Online (In Days)	0	0	0	0	0	0	59	2	N/A	N/A	N/A	7	

FNPs

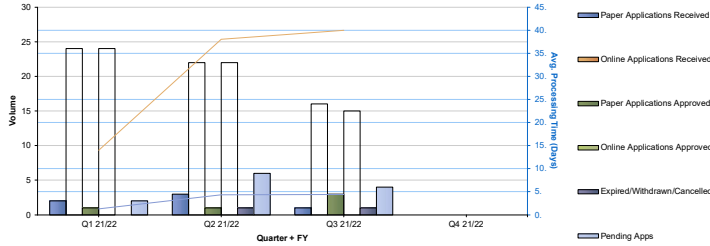




Opticianary Program
Start Date: Jul 1, 2021 End Date: Mar 31, 2022

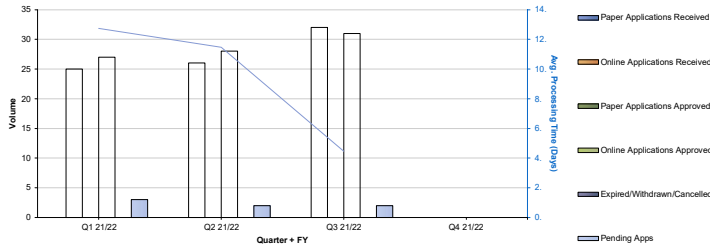
RDOs	Q1 21/22			Q2 21/22			Q3 21/22			Q4 21/22			FY 21/22
	Jul	Aug	Sep	Oct	Nov	Dec	Jan	Feb	Mar	Apr	May	Jun	Total
Paper Applications Received	0	2	0	0	0	3	1	0	0	0	0	0	6
Online Applications Received	1	20	3	1	13	8	2	7	7	0	0	0	62
Paper Applications Approved	0	0	0	0	0	1	2	1	1	0	0	0	5
Online Applications Approved	0	21	3	1	9	12	2	5	8	0	0	0	61
Expired/Withdrawn/Cancelled	0	0	0	0	1	0	0	0	1	0	0	0	2
Pending Apps	1	1	0	0	4	2	2	2	0	0	0	0	12
Avg. Cycle Time for Paper (In Days)	N/A	14	N/A	N/A	76	0	45	N/A	35	N/A	N/A	N/A	34
Avg. Cycle Time for Online (In Days)	N/A	3	0	0	7	6	3	1	9	N/A	N/A	N/A	4

RDOs



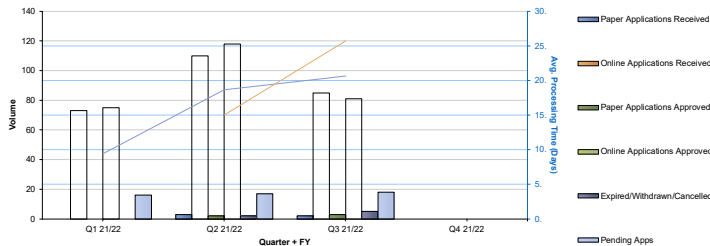
CLDs	Q1 21/22			Q2 21/22			Q3 21/22			Q4 21/22			FY 21/22
	Jul	Aug	Sep	Oct	Nov	Dec	Jan	Feb	Mar	Apr	May	Jun	Total
Paper Applications Received	0	0	0	0	0	0	0	0	0	0	0	0	0
Online Applications Received	4	13	8	2	8	16	4	18	10	0	0	0	83
Paper Applications Approved	0	0	0	0	0	0	0	0	0	0	0	0	0
Online Applications Approved	7	12	8	4	7	17	4	16	11	0	0	0	86
Expired/Withdrawn/Cancelled	0	0	0	0	0	0	0	0	0	0	0	0	0
Pending Apps	0	2	1	0	1	1	0	2	0	0	0	0	7
Avg. Cycle Time for Paper (In Days)	N/A	N/A	N/A	N/A	N/A	N/A	N/A	N/A	N/A	N/A	N/A	N/A	N/A
Avg. Cycle Time for Online (In Days)	8	25	5	25	9	1	9	2	3	N/A	N/A	N/A	10

CLDs



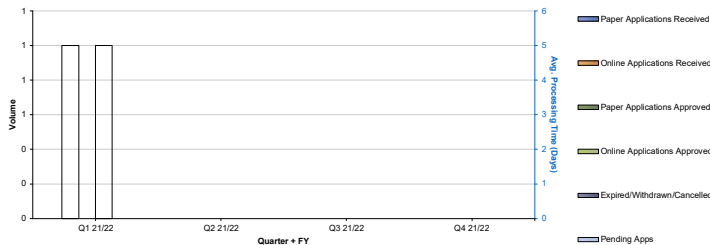
SLDs	Q1 21/22			Q2 21/22			Q3 21/22			Q4 21/22			FY 21/22
	Jul	Aug	Sep	Oct	Nov	Dec	Jan	Feb	Mar	Apr	May	Jun	Total
Paper Applications Received	0	0	0	0	2	1	1	0	1	0	0	0	5
Online Applications Received	18	33	22	14	58	38	14	38	33	0	0	0	268
Paper Applications Approved	0	0	0	0	0	2	1	0	2	0	0	0	5
Online Applications Approved	26	27	22	22	52	44	14	26	41	0	0	0	274
Expired/Withdrawn/Cancelled	0	0	0	0	0	0	1	0	4	0	0	0	7
Pending Apps	3	9	4	2	11	4	4	12	2	0	0	0	51
Avg. Cycle Time for Paper (In Days)	N/A	N/A	N/A	N/A	N/A	15	6	N/A	46	N/A	N/A	N/A	22
Avg. Cycle Time for Online (In Days)	7	15	6	24	10	22	37	1	23	N/A	N/A	N/A	16

SLDs



NRCLDs	Q1 21/22			Q2 21/22			Q3 21/22			Q4 21/22			FY 21/22
	Jul	Aug	Sep	Oct	Nov	Dec	Jan	Feb	Mar	Apr	May	Jun	Total
Paper Applications Received	0	0	0	0	0	0	0	0	0	0	0	0	0
Online Applications Received	0	1	0	0	0	0	0	0	0	0	0	0	1
Paper Applications Approved	0	0	0	0	0	0	0	0	0	0	0	0	0
Online Applications Approved	0	1	0	0	0	0	0	0	0	0	0	0	1
Expired/Withdrawn/Cancelled	0	0	0	0	0	0	0	0	0	0	0	0	0
Pending Apps	0	0	0	0	0	0	0	0	0	0	0	0	0
Avg. Cycle Time for Paper (In Days)	N/A	N/A	N/A	N/A	N/A	N/A	N/A	N/A	N/A	N/A	N/A	N/A	N/A
Avg. Cycle Time for Online (In Days)	N/A	5	N/A	N/A	N/A	N/A	N/A	N/A	N/A	N/A	N/A	N/A	5

NRCLDs





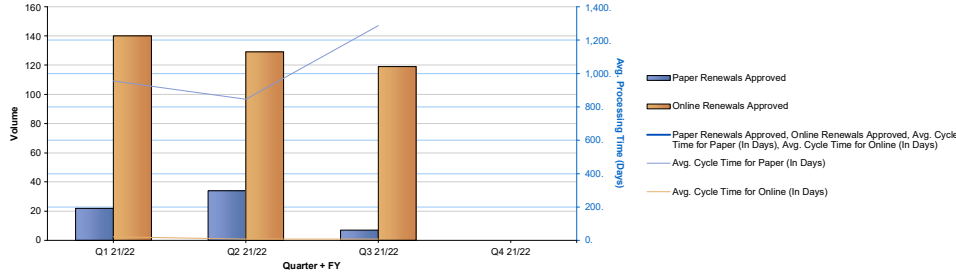
CALIFORNIA DEPARTMENT OF CONSUMER AFFAIRS
BREEZE SYSTEM
 Licensing Application Volume and Processing Time



Opticianry Program Renewals
Fiscal Year

RDOs	Q1 21/22				Q2 21/22			Q3 21/22			Q4 21/22			FY 21/22
	Jul	Aug	Sep	Oct	Nov	Dec	Jan	Feb	Mar	Apr	May	Jun	Total	
Paper Renewals Approved	20	2	0	4	27	3	1	6	0	0	0	0	63	
Online Renewals Approved	45	57	38	46	23	60	31	36	52	0	0	0	388	
Avg. Cycle Time for Paper (In Days)	225	693	1,945	958	1,282	300	1,466	784	1,611	N/A	N/A	N/A	1,029	
Avg. Cycle Time for Online (In Days)	25	8	30	0	0	23	0	0	25	N/A	N/A	N/A	12	

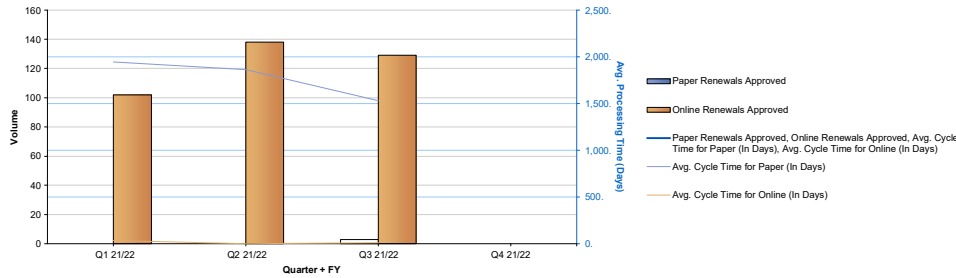
RDOs



CLDs

CLDs	Q1 21/22				Q2 21/22			Q3 21/22			Q4 21/22			FY 21/22
	Jul	Aug	Sep	Oct	Nov	Dec	Jan	Feb	Mar	Apr	May	Jun	Total	
Paper Renewals Approved	0	0	0	0	0	0	0	2	1	0	0	0	3	
Online Renewals Approved	45	35	22	42	49	47	41	39	49	0	0	0	369	
Avg. Cycle Time for Paper (In Days)	1,946	1,942	1,945	1,926	1,792	1,869	1,949	1,124	1,519	N/A	N/A	N/A	1,779	
Avg. Cycle Time for Online (In Days)	14	1	92	0	7	0	0	0	37	N/A	N/A	N/A	17	

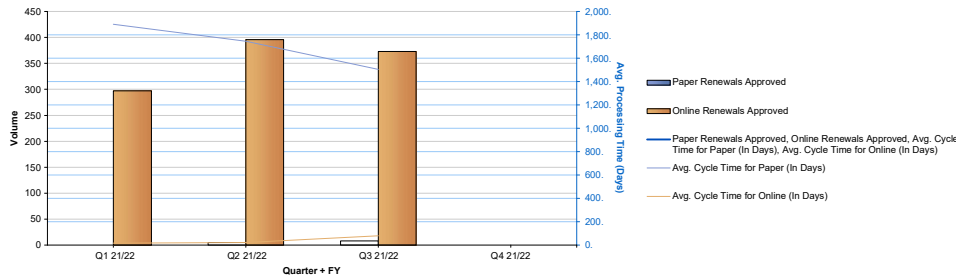
CLDs



SLDs

SLDs	Q1 21/22				Q2 21/22			Q3 21/22			Q4 21/22			FY 21/22
	Jul	Aug	Sep	Oct	Nov	Dec	Jan	Feb	Mar	Apr	May	Jun	Total	
Paper Renewals Approved	0	0	0	0	1	4	2	5	1	0	0	0	13	
Online Renewals Approved	121	91	85	99	185	112	125	122	126	0	0	0	1,066	
Avg. Cycle Time for Paper (In Days)	1,877	1,942	1,848	1,854	1,769	1,615	1,719	1,262	1,530	N/A	N/A	N/A	1,713	
Avg. Cycle Time for Online (In Days)	3	23	23	17	48	1	0	0	236	N/A	N/A	N/A	39	

SLDs



NRCLDs

NRCLDs	Q1 21/22				Q2 21/22			Q3 21/22			Q4 21/22			FY 21/22
	Jul	Aug	Sep	Nov	Oct	Dec	Feb	Mar	Jan	Apr	May	Jun	Total	
Paper Renewals Approved	0	1	0	0	0	0	0	0	0	0	0	0	1	
Online Renewals Approved	0	1	1	1	0	0	1	1	0	0	0	0	5	
Avg. Cycle Time for Paper (In Days)	N/A	282	N/A	N/A	N/A	N/A	N/A	1,391	N/A	N/A	N/A	N/A	837	
Avg. Cycle Time for Online (In Days)	N/A	0	0	0	N/A	N/A	0	0	N/A	N/A	N/A	N/A	0	

NRCLDs

