

License Type	License Status										Total
	Current ¹	Current Inactive ²	Military Active	Delinquent ³	Cancelled ⁴	Retired	Voluntary Surrender ⁵	Surrender ⁵	Revoked ⁵	Deceased	
Optometrist (OPT)	7,633	348	3	762	5,598	98	30	5	44	862	15,383
Statement of Licensure (SOL)	1,536	-	-	748	7,015	-	1	0	1	6	9,307
Fictitious Name Permit (FNP)	1,460	-	-	264	2,736	-	0	0	1	0	4,461
Registered Dispensing Optician (RDO)	1,148	-	-	190	3,616	-	0	1	3	2	4,960
Registered Spectacle Lens Dispenser (SLD)	3,162	-	0	808	5,805	-	1	8	34	32	9,850
Registered Contact Lens Dispenser (CLD)	1,260	-	0	273	1,712	-	1	2	11	10	3,269
Nonresident Contact Lens Seller (NCLS)	20	-	-	4	18	-	0	0	0	0	42
Total	16,219	348	3	3,049	26,500	98	33	16	94	912	47,272

Data as of March 31, 2023

¹Current & Active - Can Practice

²Current & Inactive - Not Practicing

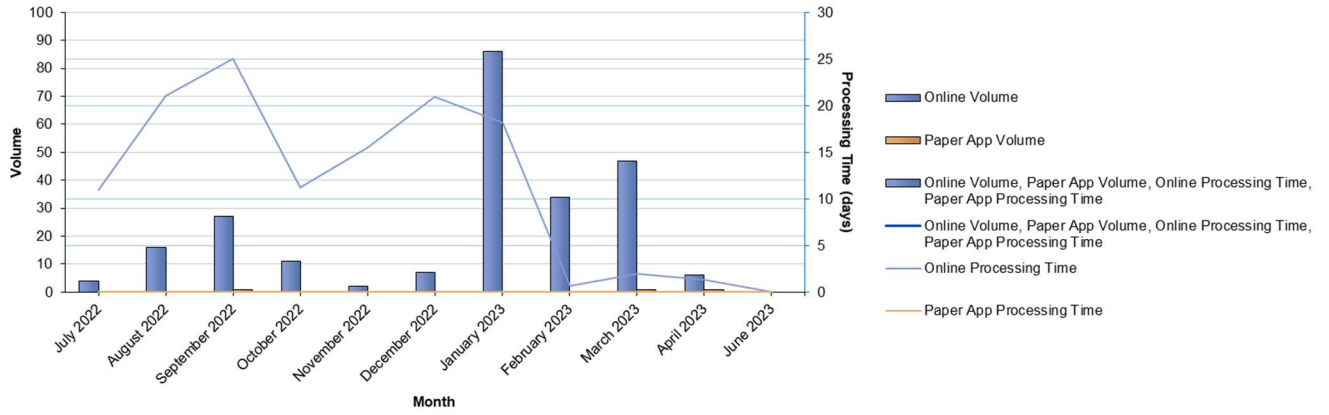
³Delinquent - Expired 3 years or less

⁴Cancelled - Expired more than 3 years (OPT, SLD, CLD)

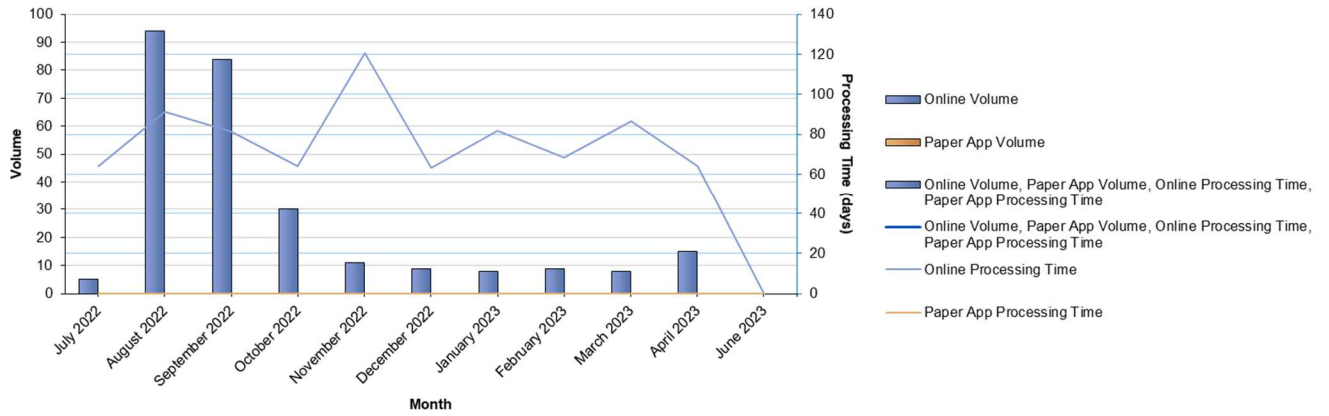
⁵Voluntary Surrender, Surrender, and Revoked are Disciplinary Actions

License Applications by Type		Q1, FY 2022/23	Q2, FY 2022/23	Q3, FY 2022/23	Total FY 2021/22
Optometrist Exam	Received	54	53	146	338
	Approved	48	20	168	323
Optometrist License	Received	56	24	38	287
	Approved	183	50	25	314
Optometrist Renewal	Received	1232	1229	1455	4055
	Approved	941	903	944	3638
		Q1, FY 2022/23	Q2, FY 2022/23	Q3, FY 2022/23	Total FY 2021/22
Statement of Licensure License	Received	114	85	108	435
	Approved	109	76	103	387
Statement of Licensure Renewal	Received	282	226	275	812
	Approved	148	105	144	526
		Q1, FY 2022/23	Q2, FY 2022/23	Q3, FY 2022/23	Total FY 2021/22
Fictitious Name Permit License	Received	23	28	60	163
	Approved	6	66	89	80
Fictitious Name Permit Renewal	Received	11	1079	275	1540
	Approved	10	773	144	1402
		Q1, FY 2022/23	Q2, FY 2022/23	Q3, FY 2022/23	Total FY 2021/22
Registered Dispensing Optician License	Received	4	26	18	85
	Approved	14	11	11	83
Registered Dispensing Optician Renewal	Received	165	141	210	663
	Approved	120	88	154	606
		Q1, FY 2022/23	Q2, FY 2022/23	Q3, FY 2022/23	Total FY 2021/22
License Applications by Type		Q1, FY 2022/23	Q2, FY 2022/23	Q3, FY 2022/23	Total FY 2021/22
Registered Spectacle Lens Dispenser License	Received	114	102	107	398
	Approved	105	94	83	380
Registered Spectacle Lens Dispenser Renewal	Received	500	79	531	1691
	Approved	292	79	290	1385
		Q1, FY 2022/23	Q2, FY 2022/23	Q3, FY 2022/23	Total FY 2021/22
Registered Contact Lens Dispenser License	Received	57	42	36	151
	Approved	44	40	35	142
Registered Contact Lens Dispenser Renewal	Received	181	221	232	624
	Approved	117	133	150	497
		Q1, FY 2022/23	Q2, FY 2022/23	Q3, FY 2022/23	Total FY 2021/22
Nonresident Contact Lens Seller License	Received	2	0	1	1
	Approved	3	3	0	1
Nonresident Contact Lens Seller Renewal	Received	1	7	2	9
	Approved	1	4	2	9
		Q1, FY 2022/23	Q2, FY 2022/23	Q3, FY 2022/23	Total FY 2021/22
Total Initial Applications	Received	370	307	368	1520
	Approved	464	340	346	1387
Total Renewals	Received	2372	2982	2980	9394
	Approved	1629	2085	1828	8063

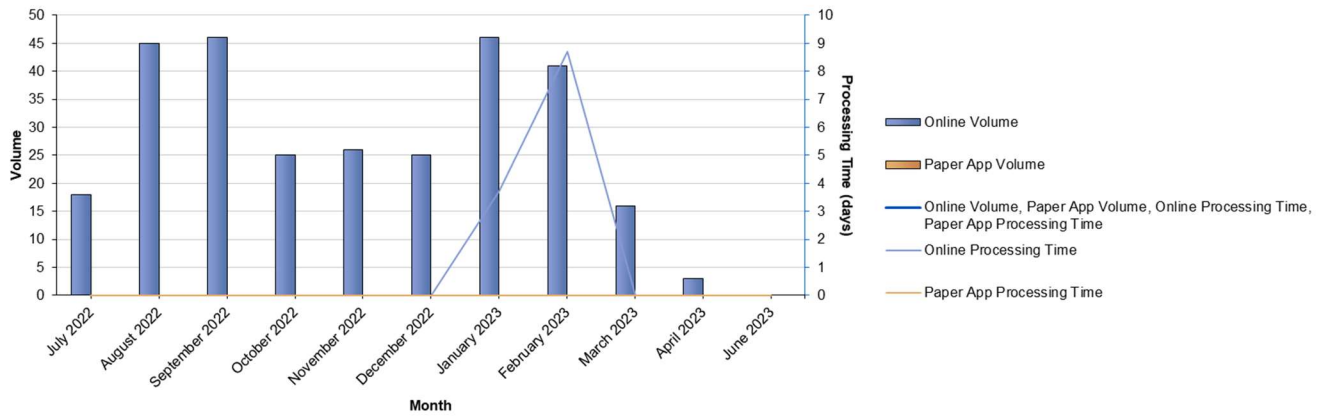
Optometrist - Exam Request



Optometrist - Initial License

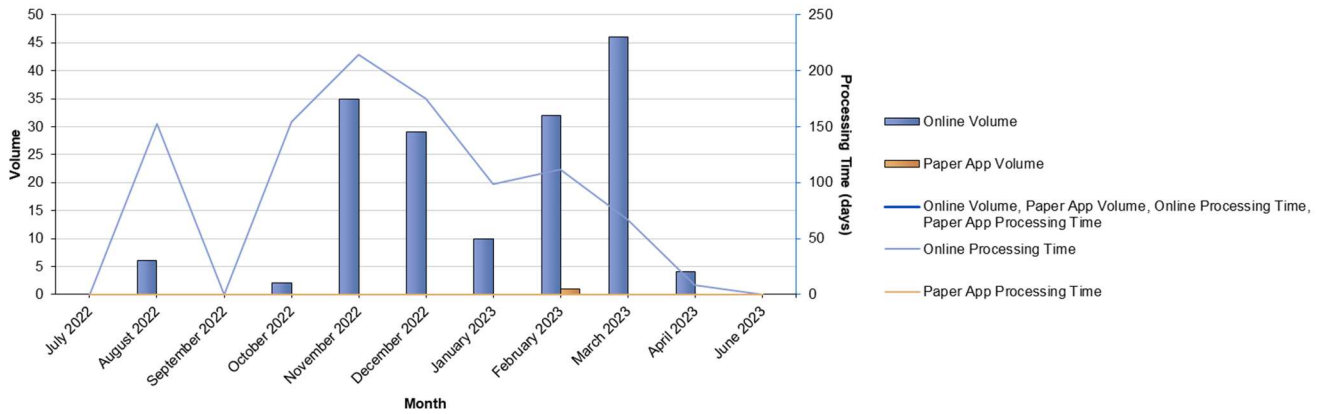


Statement of Licensure - Issue License

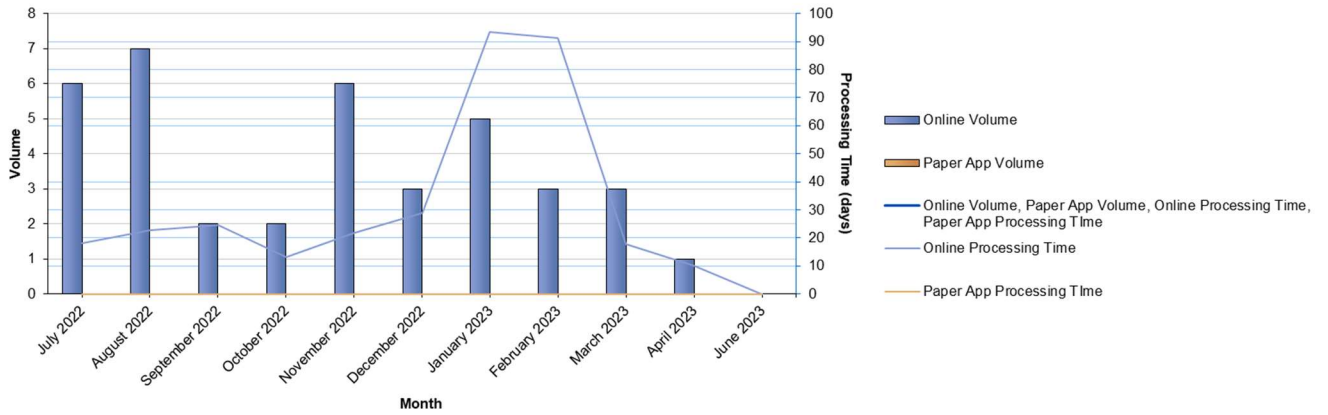


Agenda Item 6Ci

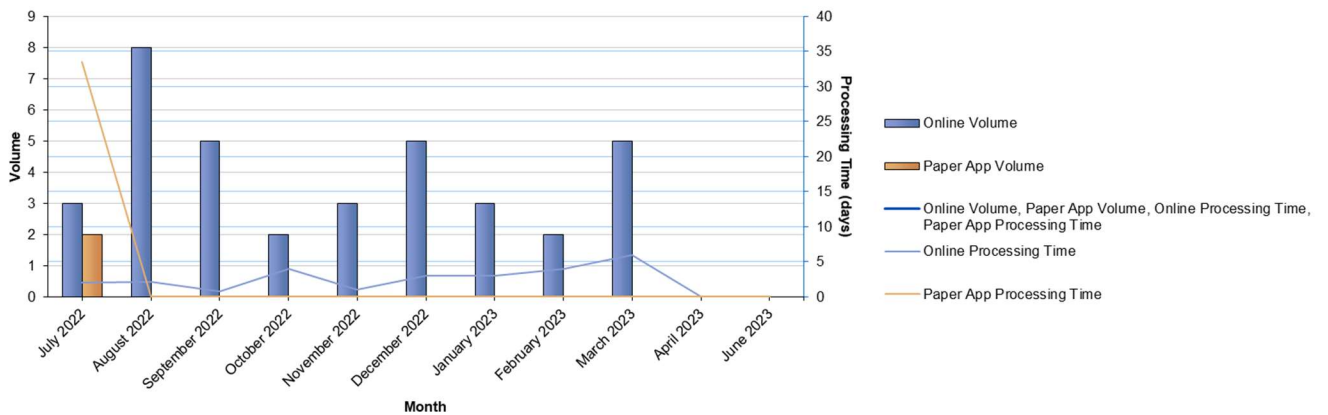
Fictitious Name Permit - Issue License



Registered Dispensing Optician - Initial Application

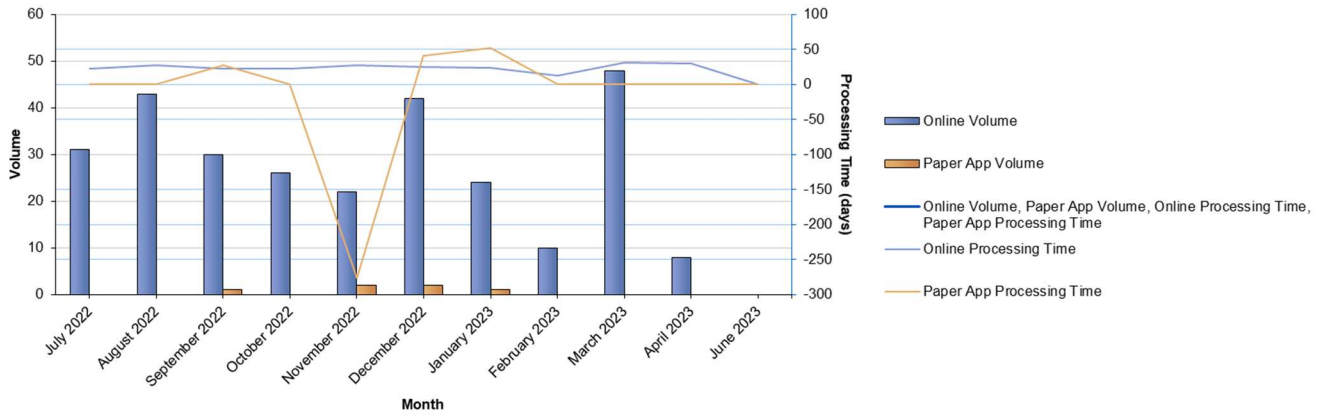


Registered Dispensing Optician - Initial License

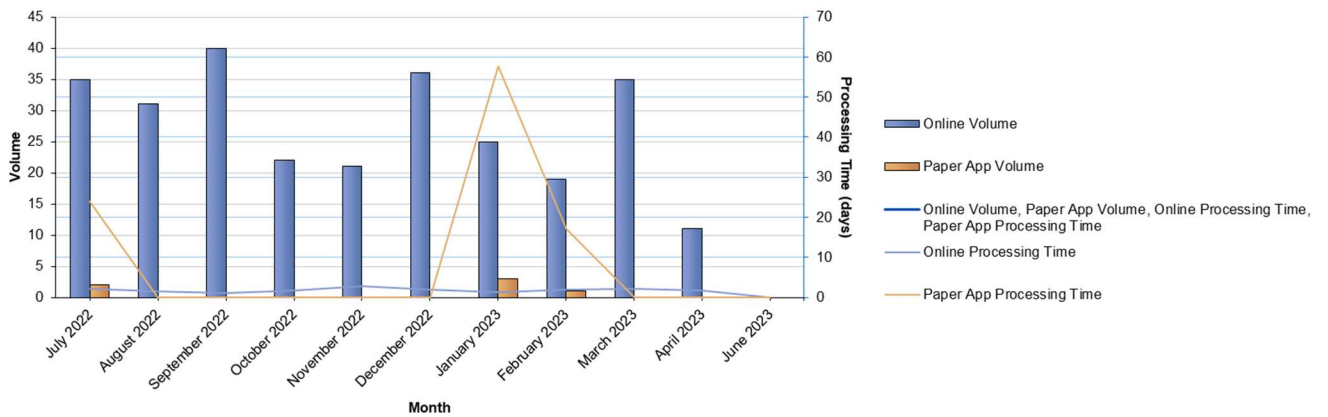


Agenda Item 6Ci

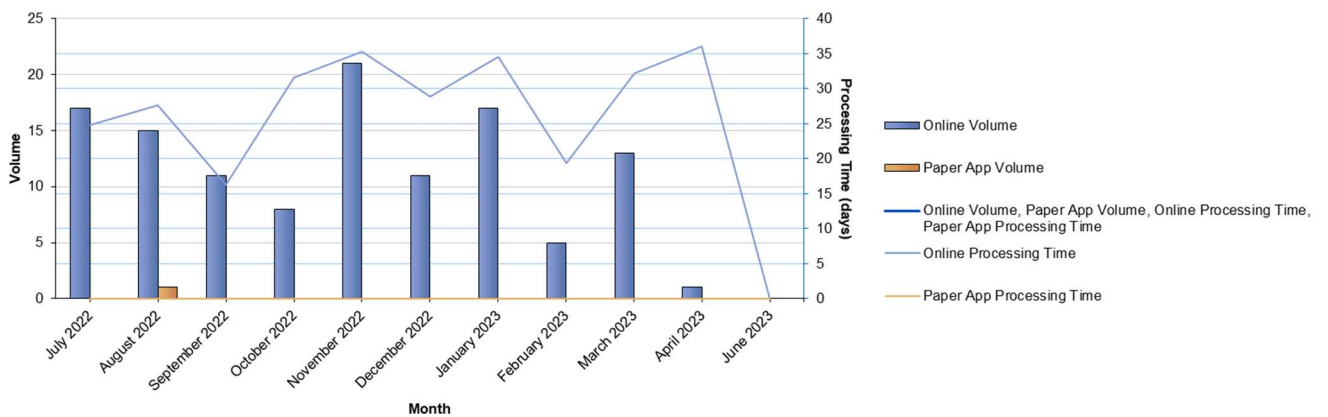
Registered Spectacle Lens Dispenser - Initial Application



Registered Spectacle Lens Dispenser - Initial License



Registered Contact Lens Dispenser - Initial Application



Agenda Item 6Ci

