



STATE BOARD OF OPTOMETRY
 2450 DEL PASO ROAD, SUITE 105, SACRAMENTO, CA 95834
 P (916) 575-7170 F (916) 575-7292 www.optometry .ca.gov



Continuing Education Course
 Approval Checklist

Title:

Provider Name:

- Completed Application
 - Open to all Optometrists? Yes No
 - Maintain Record Agreement? Yes No
- Correct Application Fee
- Detailed Course Summary
- Detailed Course Outline
- PowerPoint and/or other Presentation Materials
- Advertising (optional)
- CV for EACH Course Instructor
- License Verification for Each Course Instructor
 - Disciplinary History? Yes No

1-1868/6024088/862343/58



STATE BOARD OF OPTOMETRY
2450 DEL PASO ROAD, SUITE 105, SACRAMENTO, CA 95834
P (916) 575-7170 F (916) 575-7292 www.optometry.ca.gov



CONTINUING EDUCATION COURSE APPROVAL APPLICATION

\$50 Mandatory

Pursuant to California Code of Regulations (CCR) § 1536, the Board will approve continuing education (CE) courses after receiving the applicable fee, the requested information below and it has been determined that the course meets criteria specified in CCR § 1536(g).

In addition to the information requested below, please attach a copy of the course schedule and topical outline of the subject matter. Applications must be submitted 45 days prior to the course presentation date.

Please type or print clearly.

Course Title Clinical Observation of Pre and Postoperative Cataract Surgery Care	Course Presentation Date 06/16/2016
--	---

Course Provider Contact Information

Provider Name Gabriela Quezada	(First) (Last) (Middle)
--	-------------------------

Provider Mailing Address 10921 Wilshire Blvd., Suite 900 Street City Los Angeles State Ca Zip 90024
--

Provider Email Address gquezada@maloneyvision.com

Will the proposed course be open to all California licensed optometrists?	<input checked="" type="checkbox"/> YES <input type="checkbox"/> NO
Do you agree to maintain and furnish to the Board and/or attending licensee such records of course content and attendance as the Board requires, for a period of at least three years from the date of course presentation?	<input checked="" type="checkbox"/> YES <input type="checkbox"/> NO

Course Instructor Information

Please provide the information below and attach the curriculum vitae for each instructor or lecturer involved in the course. If there are more instructors in the course, please provide the requested information on a separate sheet of paper.

Instructor Name Robert Maloney K	(First) (Last) (Middle)
--	-------------------------

License Number G71227	License Type
---------------------------------	---------------------

Phone Number (310) 208-3937 ext 215	Email Address rm@maloneyvision.com
---	--

I declare under penalty of perjury under the laws of the State of California that all the information submitted on this form and on any accompanying attachments submitted is true and correct.

[Signature]
Signature of Course Provider

4/27/16
Date

MALONEY VISION INSTITUTE®

10921 WILSHIRE BOULEVARD, SUITE 900
LOS ANGELES, CALIFORNIA 90024

June 29, 2016

To the State Board of Optometry:

I submitted the application sooner than the 45 days since I didn't check the dates. I just wanted to make sure I had submitted this application as soon as possible. I'll do a better job on checking the dates before I submit another application. Thank you for your time.



Comanagement Liaison

Maloney Vision Institute | a medical corporation
10921 Wilshire Blvd Suite 900 | Los Angeles, CA 90024
310.208.3937 x215 p 310.208.0169 f

MALONEY VISION INSTITUTE®

10921 WILSHIRE BOULEVARD, SUITE 900
LOS ANGELES, CALIFORNIA 90024

Clinical Observation of Pre and Postoperative Cataract Surgery Care

Participants will observe the pre and postoperative care of cataract and refractive surgery patients in a clinic setting under the supervision of an experienced ophthalmologist. They will evaluate the degree and location of the cataract and its impact on objective measures of acuity. They will learn to distinguish the impact of existing co-morbid factors such as macular degeneration or glaucoma on a patient's candidacy for surgery. They will similarly examine patients prior to refractive surgery, and learn how decisions are made about which type of refractive surgery to recommend, such as LASIK, PRK, refractive lens exchange, or a phakic IOL. Participants will learn the appropriate questions to elicit visual disability in the settings of cataract and refractive surgery.

Participants will also examine postoperative patients after cataract or refractive surgery, with particular focus on learning to manage the unhappy patient or complicated patient. Depending on the patients who present in clinic, participants will see patients with cystoid macular edema, irregular astigmatism, basement membrane dystrophy, dislocated intraocular lenses, positive and negative dysphotopsias, and residual refractive errors after refractive surgery. The participants will see patients with the ophthalmologist, where the ophthalmologist first examines the patient and, with the patient's permission, then invites the participant to examine the patient. Then, out of ear shot of the patient, the ophthalmologist will have a didactic conversation with the participant about the findings in the patient, with emphasis on the educational objectives.

MALONEY VISION INSTITUTE®

10921 WILSHIRE BOULEVARD, SUITE 900
LOS ANGELES, CALIFORNIA 90024

Clinical Observation of Pre and Postoperative Cataract Surgery Care

- Optometrist will evaluate the degree and location of the cataract and its impact on objective measures of acuity
 - They will exam patients prior to refractive surgery and learn how decisions are made about which type of refractive surgery to recommend
 - LASIK surgery
 - PRK surgery
 - Refractive lens exchange surgery
 - Cataract Surgery
-
- Optometrist will exam postoperative patients after cataract or refraction surgery
 - Learning to manage the unhappy patient or complicate patient
 - Participants will see patients with cystoid macular edema, irregular astigmatism, basement membrane dystrophy, dislocated intraocular lenses, positive and negative dysphotopsias and Residual refractive errors after refractive surgery.
 - The optometrist will see patients with the ophthalmologist

Robert K. Maloney, M.D.

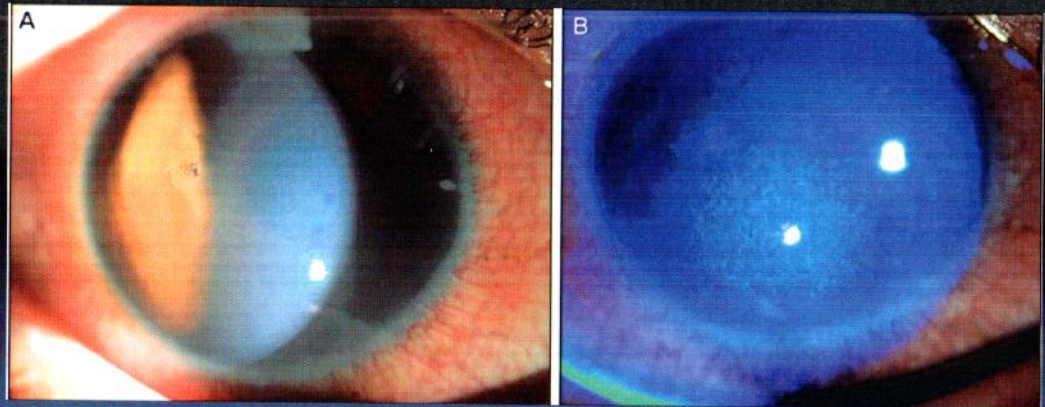
**POSTOPERATIVE CARE OF THE
CATARACT PATIENT**

Postop Day 1

- IOP
- Wound integrity
- Endophthalmitis

High IOP on POD 1

- 68 year old male
- Uncomplicated cataract surgery
- Postop day 1
 - UCVA 20/100
 - IOP 42
 - Diffuse microcystic edema
- What to do?
- Wound burp



High IOP on POD 1

- 78 year old female
- Uncomplicated cataract surgery
- Postop day 1
 - UCVA 20/25
 - IOP 32
 - No microcystic edema
- What to do?
- Topical anti-hypertensives

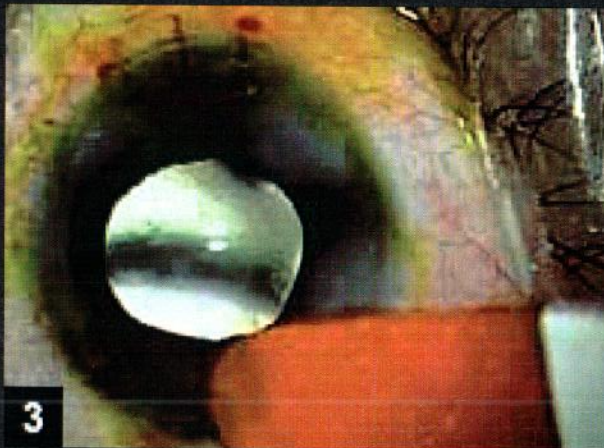


Take Home Message High IOP on Day 1

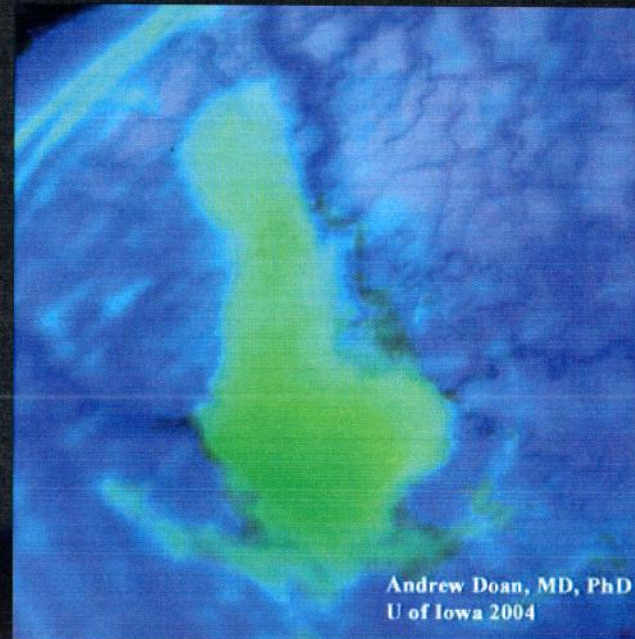
- Below 29 mmHg: see in one week
- 30-35 mmHg: topical antihypertensives (?), see in one day
- 36 mmHg and up: send over for a wound burp

Leaking Wound

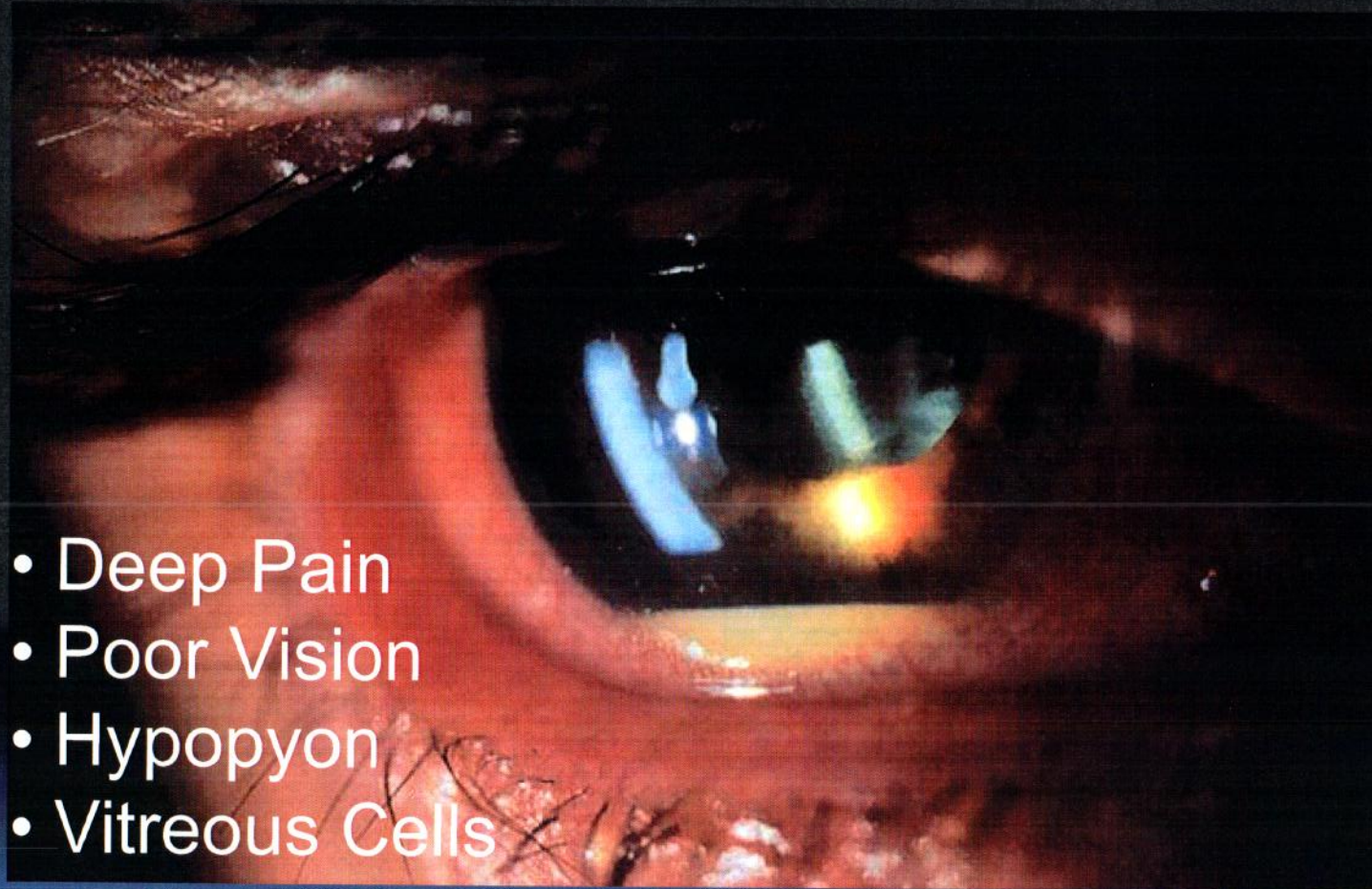
Low IOP on Day 1 (or Week 1)



- IOP < 10 mmHg
- Leaking Incision



Early Endophthalmitis



- Deep Pain
- Poor Vision
- Hypopyon
- Vitreous Cells

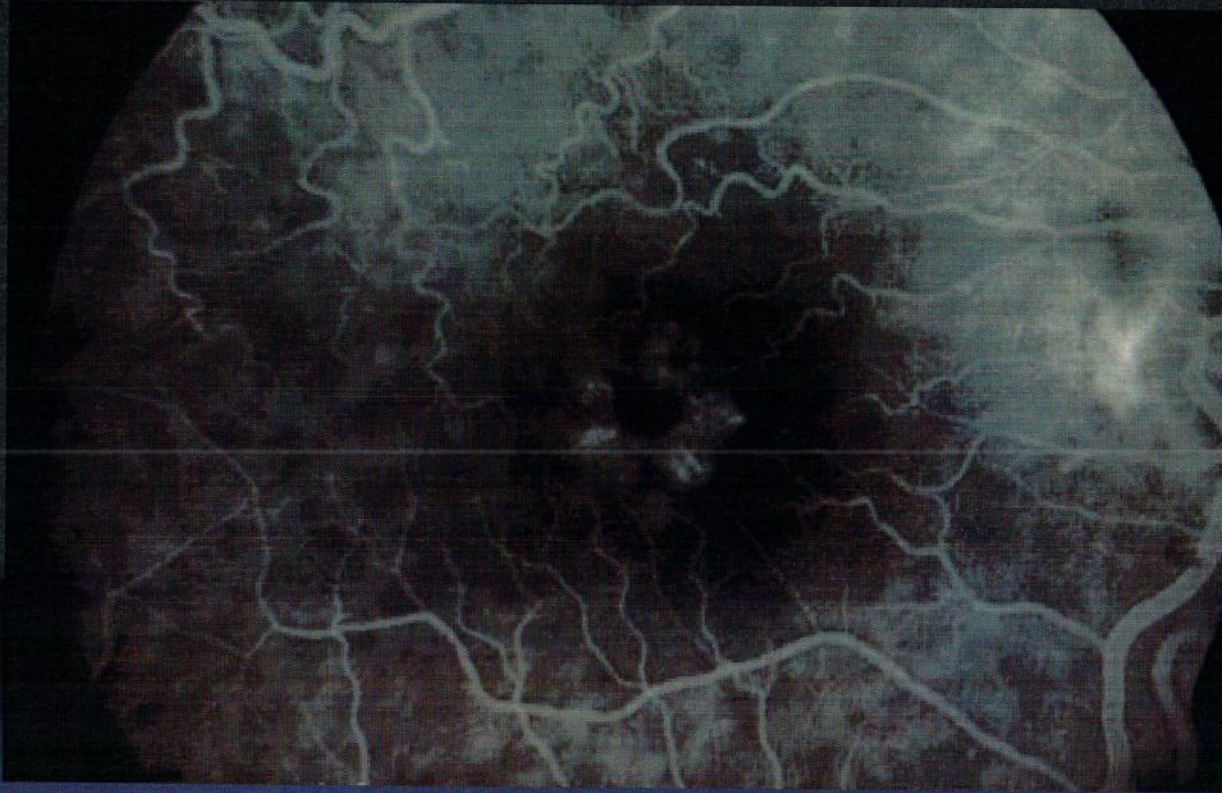
Postop Week 1

- Inflammation (Some AC cells are present, but no hypopyon or vitreous cells)
- Steroid induced IOP rise
- Refractive error

Postop Month One and Beyond

- Late endophthalmitis
- Management of refractive errors
- Cystoid macular edema
- YAG capsulotomy
- Retinal detachment

Use of NSAID Decreases Risk of CME




My Standard Postop Meds

- Topical corticosteroid for 2 weeks
- NSAID for 4 weeks to prevent CME

Discomfort after Cataract Surgery

- 77 year old female
- Uneventful cataract surgery
- Postop Day 1: 20/30
- Postop Week 1: MR -0.50-0.50 x87 -- 20/20
- Postop Month 1
 - Eye is mildly irritated
 - Vision is blurry
 - MR -1.00 sph - 20/50

Discomfort after Cataract Surgery

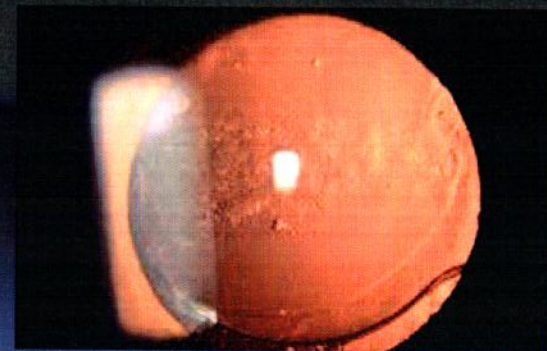


NSAID Toxicity

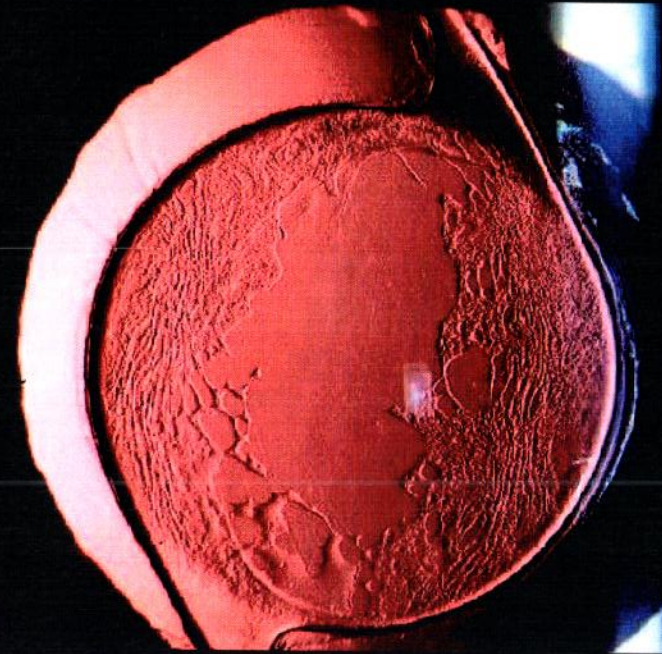
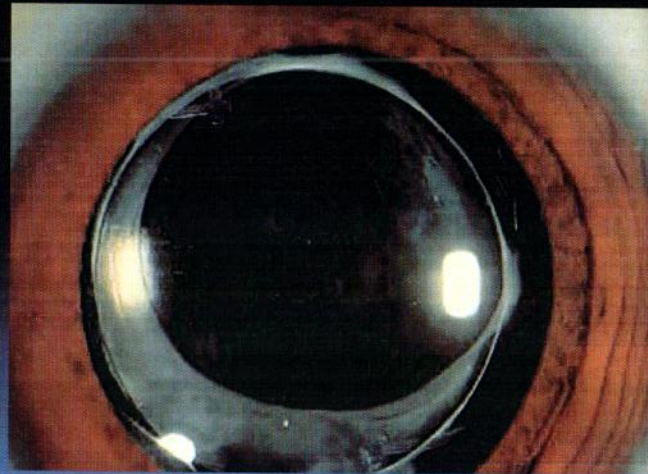
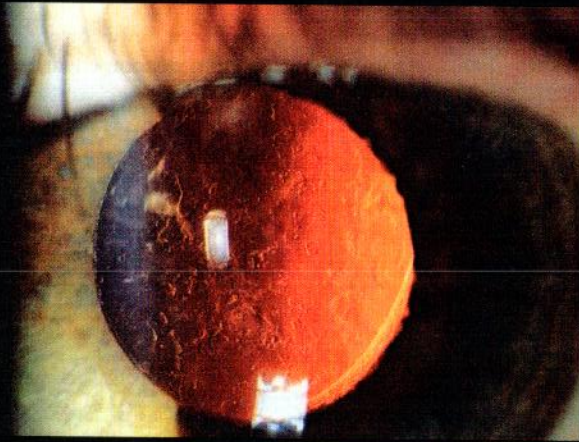
- Recognize it
- Treatment is to stop the NSAID

YAG Capsulotomy

- 64 year old male
- 3 months after cataract surgery OD
- c/o blurry vision while driving at night
- UCVA 20/30
- MR -0.25-0.75 x 34 - 20/20-
- Should I do a YAG?
- YES!
- MR -0.25-0.50x29 - 20/20+



Examine Using Retroillumination

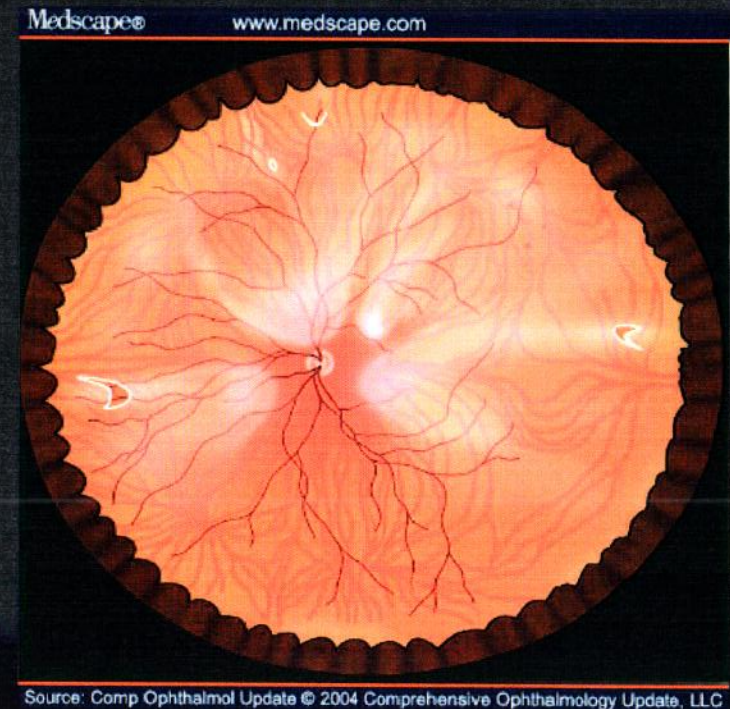
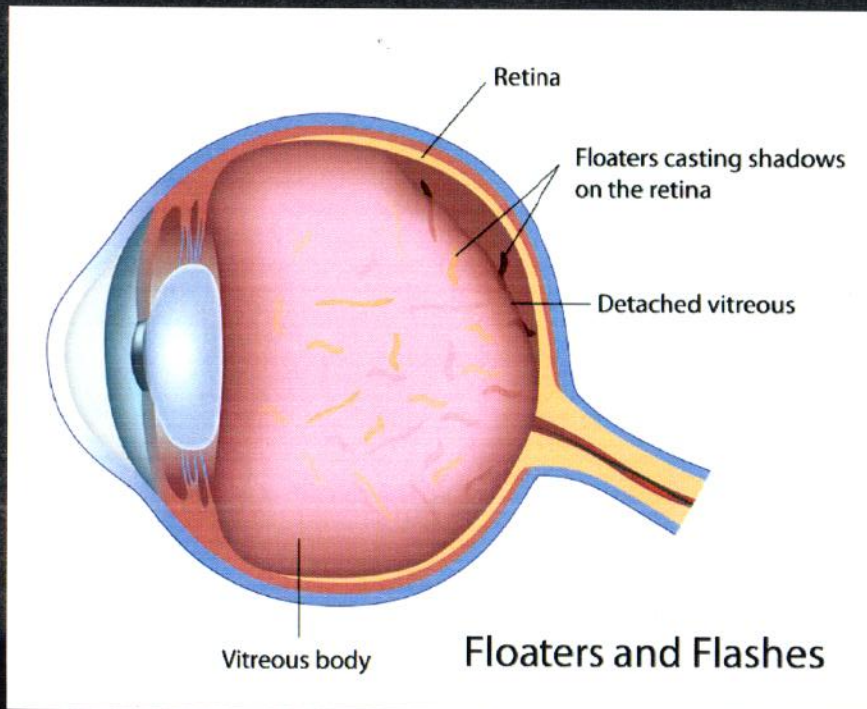


Take Home Message YAG Capsulotomy

Don't be hesitant to recommend YAG if

- Visual symptoms AND
- Irregularity of the red reflex

Retinal Detachment (Typically after One Month)

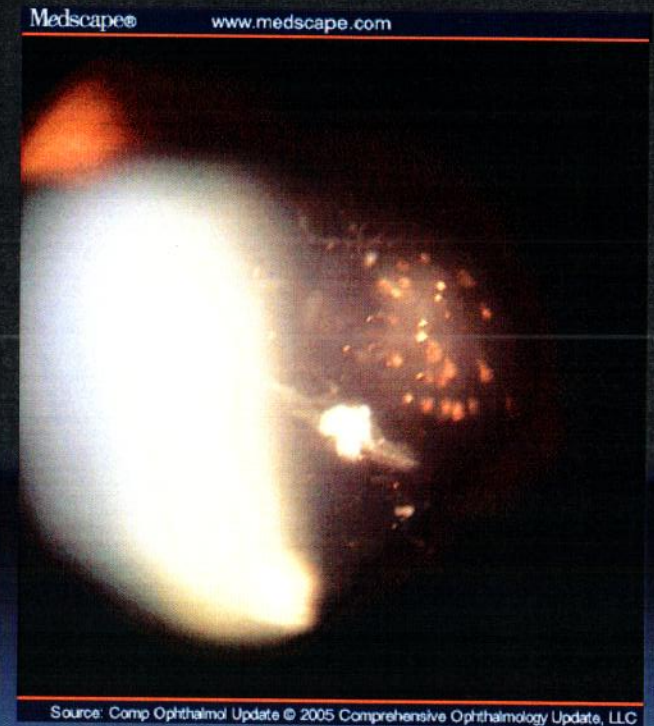
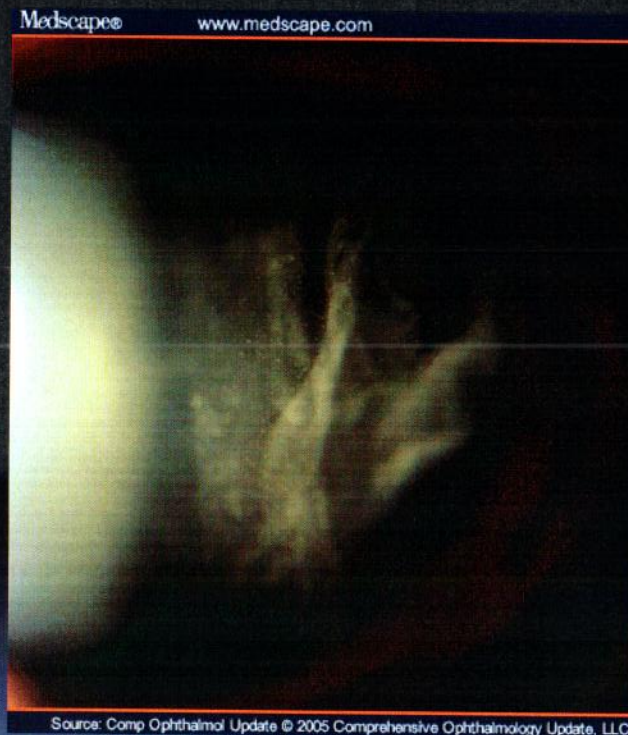


Ophthalmoscopy is not very useful unless scleral depression is done.

Retinal Detachment

Refer to retina specialist if vitreous cells are present

- Blood
- Pigment



Take Home Message

- Cataract postop care is usually simple
- Your surgeon should be there to help on complex eyes
- These patients are an increasing part of your practice.

THANK YOU

CURRICULUM VITAE

Robert Keller Maloney, M.D., M.A. (Oxon)

Personal

Birthplace: Los Angeles, California

Present Position: Director, Maloney Vision Institute

Address: Maloney Vision Institute
10921 Wilshire Boulevard, Suite 900
Los Angeles, CA 90024

Telephone: (310) 208-3937
Facsimile: (310) 208-8058

Medical Licensure: California G071227
New York 229012-1 (Inactive)

Positions Held:

1998-Present Director, Maloney Vision Institute

2005-Present Clinical Professor of Ophthalmology, UCLA-David Geffen School of Medicine

1998-2004 Associate Clinical Professor of Ophthalmology, UCLA-David Geffen School of Medicine

1996 – 1998 Associate Professor of Ophthalmology, UCLA-David Geffen School of Medicine

1991 – 1996 Assistant Professor of Ophthalmology, UCLA-David Geffen School of Medicine

1999-Present Calhoun Vision, Inc.
Chief Medical Officer, 1999-present
Interim Chief Executive Officer, December 2007 – April 2008

Community and Institutional Service:

1991-1998 Jules Stein Eye Institute & UCLA Dept. of Ophthalmology Committees
Clinical Committee, 1991-1998
Research Committee, 1991-1998
Ophthalmology Committee, 1991-1998
Academic Appointment, Advancement & Promotion Committee, 1991-1998
Jules Stein Eye Institute Committee, 1991-1998
Resident Selection Committee, 1991-1994
Quality Assurance Committee, 1991-1998
Practice Committee, 1991-1998
Library Committee, 1994-1998

1994-1998 UCLA Committees
Medical Center Infection Control Committee, 1994-1998
Office for the Protection of Research Subjects Task Force, 1995-1996

1998-2000 Lasik Institute Board of Directors

2001-Present Good Samaritan Hospital Board of Trustees

Executive Committee, 2002-Present

2009-2011
2010-Present

Board of Trustees, Children Mending Hearts
Board of Trustees, Van Nuys Charities

Education:

Undergraduate:

A.B., Summa Cum Laude in Mathematics
Harvard College
Honors thesis: "Linear Representations of Finite Groups in Non-Algebraically
Closed Fields."
September 1976 to June 1979

Graduate Studies:

Master of Arts in Philosophy, Politics, and Economics
Rhodes Scholar
Magdalen College
Oxford University
October 1979 to June 1981

Medical School:

Doctor of Medicine
University of California, San Francisco
September 1981 to June 1985

Postgraduate Training

Research Fellow:

Kenneth Craik Laboratory
Department of Physiology
Cambridge University
Cambridge, England
Spring, 1985

Internship:

Department of Medicine
University of California, Los Angeles
June 1985 to June 1986

Residency

Wilmer Ophthalmological Institute
The Johns Hopkins Hospital
July 1986 to June 1989

Heed Fellow:

Cornea and Refractive Surgery
Emory University Department of Ophthalmology
July 1989 to June 1991

Honors and Awards

Best 34 Ophthalmologists in America. Becker's ASC Review. 2010

Top 50 World Opinion Leaders in Cataract and Refractive Surgery, 2005-2007. Nationwide readership poll of Cataract & Refractive Surgery Today

Secretariat Award, American Academy of Ophthalmology, 2003, for outstanding and valuable contributions to the American Academy of Ophthalmology and to its scientific and educational programs

Senior Achievement Award, American Academy of Ophthalmology, 2002

Lans Distinguished Refractive Surgery Award, International Society of Refractive Surgery, 2001, given annually to one surgeon worldwide for innovative contributions to the field of refractive surgery.

Pioneer in Refractive Surgery Award, Lasik Institute, 1999

Mericos Whittier Prize, Scripps Institute, 1997, awarded for outstanding achievements and contributions to the field of ophthalmology

Best Ophthalmologist in America Award, 1996. Voted one of America's top 10 refractive surgeons in a nationwide survey of eye surgeons conducted by Ophthalmology Times

The Best Doctors in America Award, Best Doctors, Inc., 1994-2015

America's Top Doctors Award, Castle Connolly Medical, Inc., 2001-2015

Honor Award, American Academy of Ophthalmology, 1993

Heed/Knapp Fellow, 1990-91

Heed Foundation Fellow, 1989-90

Rhodes Scholarship, 1979

Phi Beta Kappa Society, Harvard College (early election)

John Harvard Scholarship, for Academic Distinction, 1978

Rotary Foundation Fellowship for International Study, 1978 (declined)

Detur Prize, Harvard College, for Academic Distinction, 1977

National Merit Scholarship, 1976

Edward Whitaker Prize, Harvard College; for Academic Distinction, 1976

Sophomore Standing on admission to Harvard College (finished college in three years)

Daniel Webster Scholarship, Dartmouth College, 1976(declined)

Regents' Scholarship, University of California, 1976 (declined)

Directorships

Calhoun Vision, Inc	1999-2004
VisionRx, Inc.	1994-2004

Consultancies

Premier Laser Systems, for the development of an Erbium-YAG system for corneal refractive surgery, 1994-1998

VisionRx, Inc. for the development of ophthalmic diagnostic instruments, 1994-2004

Calhoun Vision for the development of a light adjustable intraocular lens, 1998-present

Refractec, Inc., 2001-2002

VISX, Inc. 2002-2005

Advanced Medical Optics, Inc., 2005-present

Bausch & Lomb, Inc., 2005-2007

IntraLase Corp., 2007

Presbia Corp., Medical Monitor for the FDA clinical trial of the Flexivue Microlens, 2012-present

Better Vision Network, Medical Advisory Board, 2012

Research Grants

Research to Prevent Blindness Career Development Award, 1992-1996, \$140,000

Principal Investigator, Weingart Foundation grant, for purchase of excimer laser, 1991, \$250,000

Professional Societies

Diplomate, American Board of Ophthalmology, 1991

American Academy of Ophthalmology

Spokesperson, 2000-2004

Young Ophthalmologists' Committee, 1992-1994

Advisory Group to the Ad Hoc Committee on Organizational Design, 1991

Chairman, Annual Meeting Program Committee for Young Ophthalmologists, 1990-1992

Long Range Planning Committee, 1989-1992

Quality of Care Committee, 1987-1991

Retina Preferred Practice Pattern Subcommittee

Refractive Errors Preferred Practice Pattern Subcommittee

American Society of Cataract and Refractive Surgery

International Society of Refractive Surgery

California Association of Ophthalmology

Max Fine Corneal Society

American-European Congress of Ophthalmic Surgery

Board of Directors 2011-present

Peer Review Activities

Associate Editor for North America, Journal of Refractive and Corneal Surgery, 1991-1995

Editorial Board, Journal of Refractive Surgery, 1991-2011

Editorial Board, Ophthalmology Times, 1995-present

Editorial Board, Video Journal of Ophthalmology, 1999-present

Editorial Board, Eye Care Tomorrow, 2000-2002

Editorial Board, Review of Refractive Surgery, 2000-2011

Editorial Board, Eynet, 2002-2009

Editorial Board, Cataract & Refractive Surgery Today, 2006-present

Editorial Board, Advanced Ocular Care, 2010-present

Reviewer:

American Journal of Ophthalmology

Ophthalmology

Archives of Ophthalmology

Journal of Cataract and Refractive Surgery

Ophthalmic Surgery and Lasers

Journal of Refractive Surgery

Patents

1. Maloney RK, Stewart JL. Method and apparatus for measuring properties of the eye using a virtual image. US Patent 5,873,832, issued 2/23/99.
2. Stewart JL, Maloney RK. Multi-functional visual testing instrument. US Patent 6,045,227, issued 4/4/00.
3. Maloney RK, Stewart JL, Truax BE. Method and apparatus for measuring properties of the eye using a virtual object. US Patent 6,059,773, issued 5/9/00.
4. Maloney RK, Stewart JL. Apparatus for evaluating the visual field of a patient. US Patent 6,206,522, issued 3/27/01.
5. Stewart JL, Maloney RK, Truax BE. Apparatus for visualizing the eye's tear film. US Patent 6,447,119, issued 9/10/2002.
6. Sandstedt CA, Jethmalani JM, Grubbs RH, Kornfeld JA, Schwartz DM, Maloney RK. Application of wavefront sensor to lenses capable of post-fabrication power modification. US Patent 6,749,632 B2, issued 6/15/04.
7. Maloney RK. Piggyback lenses. US Patent applied for.
8. Mattson MS, Kornfeld JA, Schwartz DM, Maloney RK, Grubbs RH. Photochemical therapy to affect mechanical and/or chemical properties of body tissue. US Patent 8,414,911 B2, issued 04/09/13.

Books

1. Maloney RK, Davidorf JM. Lasik Vision Correction. Provo, UT: MedWorld, 2000.
2. Kornmehl EW, Maloney RK, Davidorf JM. A Guide to Laser Vision Correction. Omaha, NE: Addicus Books, 2001.

Peer-Reviewed Research Papers

1. Maloney RK, Deland EC, Frey H. A natural language retrieval system for surgical records. Annals of the World Association for Medical Informatics, March, 1979.
2. Maloney RK, Mitchison GJ, Barlow HB. Limit to the detection of Glass patterns in the presence of noise. J Opt Soc Am [A] 1987; 4:2336-2341.
3. Maloney RK, Miller KM, Guyton DL. Aphakic reading adds: an error in traditional teaching. Ophthalmology 1989; 96:1253-6.
4. Maloney RK. Effect of corneal hydration and intraocular pressure on keratometric power after experimental radial keratotomy. Ophthalmology 1990; 97:927-933.

5. Maloney RK. Corneal topography and optical zone location in photorefractive keratectomy. *Refract Corneal Surg* 1990; 6:363-371.
6. Lopez PF, Maloney RK, Goodman GL, Stark WJ. Subregions of differing refractive power within the clear zone after experimental radial keratotomy. *Refract Corneal Surg* 1991; 7:360-367.
7. Bogan SJ, Maloney RK, Drews CD, Waring GO. Computer-assisted videokeratography of corneal topography after radial keratotomy. *Arch Ophthalmol* 1991;109:834-841.
8. Maloney RK, Bogan SJ, Waring GO. Determination of corneal image-forming properties from corneal topography. *Am J Ophthalmol* 1993;115:31-41.
9. Maloney RK, Friedman M, Harmon T, Hayward M, Hagen K, Gailitis RP, Waring GO. A prototype erodible mask delivery system for the excimer laser. *Ophthalmology* 1993; 100:542-9.
10. Friedberg ML, Imperia PF, Maloney RK, Alcala PL, Elander R, Holland GN. Results of radial and astigmatic keratotomy by beginning refractive surgeons. *Ophthalmology* 1993; 100:746-51.
11. Seiler T, Reckmann W, Maloney RK. Effective spherical aberration of the cornea as a quantitative descriptor in corneal topography. *J Cataract Refract Surg* 1993; 19(suppl):155-165.
12. Dougherty PJ, Wellish KL, Maloney RK. Excimer laser ablation rate and corneal hydration. *Am J Ophthalmol* 1994; 118:169-176.
13. Brint SF, Slade SG, Maloney RK, Epstein R, Stulting RD, Thompson KP. Six-month results of the multicenter phase I study of excimer laser myopic keratomileusis. *J Cataract Refract Surg* 1994; 20:610-615.
14. Wellish KL, Glasgow BJ, Beltran F, Maloney RK. Corneal ectasia as a complication of repeated keratotomy surgery. *Refractive Corneal Surg* 1994; 10:360-64.
15. Eghbali F, Yeung KK, Maloney RK. Topographic determination of corneal asphericity and its lack of effect on the refractive outcome of radial keratotomy. *Am J Ophthalmol* 1995; 119:275-280.
16. Terrell J, Bechara S, Nesburn A, Waring GO, Macy J, Maloney RK. The effect of globe fixation on ablation zone centration in photorefractive keratectomy. *Am J Ophthalmol* 1995; 119:612-619.
17. Waring GO, O'Connell MA, Maloney RK, Hagen KB, Brint SF, Durrie DS, Gordon M, Steinert RF. Photorefractive keratectomy for myopia using a 4.5-millimeter ablation zone. *J Refractive Surg* 1995; 11:170-180.
18. Maloney RK, Chan WK, Steinert R, Hersh P, Summit Phototherapeutic Refractive Study Group. A multicenter trial of photorefractive keratectomy for residual myopia following previous ocular surgery. *Ophthalmology* 1995; 102(7):1042-52.
19. Manche EE, Judge A, Maloney RK. Lamellar keratoplasty for hyperopia. *J Refractive Surg* 1996; 12:42-9.

20. Maloney RK, Thompson V, Ghiselli G, Durrie D, Waring GO, O'Connell M, the Summit Phototherapeutic Keratectomy Study Group. A prospective multicenter trial of excimer laser phototherapeutic keratectomy for corneal visual loss. *Am J Ophthalmol* 1996; 122:149-60.
21. Chan WK, Maloney RK. Autologous keratophakia for the correction of consecutive hyperopia after myopic automated lamellar keratoplasty for myopia. *J Refractive Surg* 1996; 12:513-15.
22. Verdon W, Bullimore M, Maloney RK. Visual performance after photorefractive keratectomy: a prospective study. *Arch Ophthalmol* 1996; 114:1465-1472.
23. Manche EE, Maloney, RK. Keratomileusis in situ (automated lamellar keratoplasty) for high myopia. *J Cataract Refractive Surg* 1996; 22:1443-50.
24. Manche EE, Maloney RK. Astigmatic keratotomy combined with myopic keratomileusis in situ for compound myopic astigmatism. *Am J Ophthalmol* 1996; 122:18-28.
25. Helm C, Holland GN, Webster RG, Maloney RK, Mondino BJ. Combination intravenous ceftazidime and aminoglycosides in the treatment of pseudomonas scleritis. *Ophthalmology* 1997; 104:838-43.
26. Batra VN, Maloney RK. Refractive outcome of radial keratotomy: Does the result of the first eye predict the outcome of the second eye? *Am J Ophthalmol* 1997; 123:165-73.
27. Hagen KB, Kettering J, Aprecio R, Beltran F, Maloney RK. Lack of virus transmission by the excimer laser plume. *Am J Ophthalmol* 1997; 124:206-11.
28. Manche EE, Maloney RK, Smith R. Treatment of topographic islands following refractive surgery. *J Cataract Refractive Surg* 1998; 24:464-70.
29. Smith RJ, Chan WK, Maloney RK. The prediction of surgically induced refractive change from corneal topography. *Am J Ophthalmol* 1998; 125:44-53.
30. Ghiselli G, Manche EE, Maloney RK. Factors influencing the outcome of hyperopic lamellar keratoplasty. *J Cataract Refractive Surg* 1998; 24:35-41.
31. Hersh PS, Scher JS, Irani R, Summit PRK-LASIK Study Group. Corneal topography of photorefractive keratotomy versus laser in situ keratomileusis. *Ophthalmology* 1998; 105:612-19.
32. Steinert RF, Hersh PS, Summit technology PRK-LASIK study group. Spherical and aspherical photorefractive keratectomy and laser in-situ keratomileusis for moderate to high myopia: two prospective, randomized clinical trials. *Trans Am Ophthalmol Soc* 1998; 96:197-221.
33. Hersh PS, Brint SF, Maloney, RK, Durrie, DS, Gordon M, Michelson, MA, Thompson VM, Berkeley RB, Schein OD, Steinert RF. Photorefractive keratectomy versus laser in situ keratomileusis for moderate to high myopia. A randomized prospective study. *Ophthalmology* 1998; 105(8):1512-23.
34. Smith, RJ, Maloney RK. Diffuse Lamellar Keratitis. *Ophthalmology* 1998; 105(9):1721-1726.

35. Faktorovich, EG, Badawi DY, Maloney RK, Ariyasu RG. Growth factor expression in corneal wound healing after excimer laser keratectomy. *Cornea* 1999; 18:580-588.
36. Onclinx T, Smith RJ, Maloney RK. Induced astigmatism following photorefractive keratectomy. *J Cataract & Refractive Surg* 1999; 25(2): 183-187.
37. Lin RT, Maloney RK. Flap complications associated with lamellar refractive surgery. *Am J Ophthalmology* 1999; 127(2): 129-136.
38. Faktorovich EG, Maloney RK, Price FW, Arc-T Study Group. Effect of Astigmatic Keratotomy on Spherical Equivalent: Results of the Astigmatism Reduction Trial. *Am J Ophthalmology* 1999; 127(3); 260-269.
39. Bullimore MA, Olson MD, Maloney RK. Visual performance after photorefractive keratectomy with a 6 mm ablation zone. *Am J Ophthalmology* 1999; 128:1-7.
40. Hersh PS, Abbassi BS, Summit PRK-LASIK Study Group. Surgically induced astigmatism after photorefractive keratectomy and laser in situ keratomileusis. *J Cataract Refract Surg* 1999; 25:389-398.
41. Manche EE, Holland GN, Maloney RK. Deep lamellar keratoplasty using viscoelastic dissection. *Arch Ophthalmol* 1999; 117:1561-1565.
42. Tham V, Maloney RK. Microkeratome Complications of Lasik. *Ophthalmology* 2000; 107:920-924.
43. Hersh PS, Steinert RF, Brint SF, Summit PRK-LASIK Study Group. Photorefractive keratectomy versus laser in situ keratomileusis: comparison of optical side effects. *Ophthalmology* 2000; 107:925-933.
44. Wang MY, Maloney RK. Epithelial ingrowth after LASIK. *Am J Ophthalmol* 2000; 129:746-751.
45. Hovanesian JA, Shah SS, Onclinx T, Maloney RK. Quantitative topographic irregularity as a predictor of spectacle corrected visual acuity after refractive surgery. *Am J Ophthalmol* 2000; 129:752-758.
46. Alio JL, Perez-Santonja JJ, Tervo T, Tabbara KF, Vesaluoma M, Smith RJ, Maddox B, Maloney RK. Postoperative inflammation, microbial complications, and wound healing following laser in situ keratomileusis. *J Refractive Surg* 2000; 16:523-538.
47. Asbell PA, Maloney RK, Davidorf J, Hersh P, McDonald M, Manche E, Conductive Keratoplasty Study Group. Conductive keratoplasty for the correction of hyperopia. *Trans Am Ophthalmol Soc* 2001; 99:79-87.
48. Hovanesian JA, Shah SS, Maloney RK. Symptoms of dry eye and recurrent erosion syndrome after refractive surgery. *J Cataract Refractive Surg* 2001; 27:577-584.
49. Davidorf JM, Eghbali F, Onclinx T, Maloney RK. Effect of varying the optical zone diameter on the results of hyperopic laser in situ keratomileusis. *Ophthalmology* 2001; 108:1261-1265.
50. Maloney RK, Nguyen LH, John ME, Artisan Lens Study Group. The Artisan phakic intraocular lens for myopia: short-term results of a prospective multicenter study. *Ophthalmology* 2002; 109:1631-1641.

51. McDonald MB, Davidorf JM, Maloney RK, Manche EE, Hersh PS. Conductive keratoplasty for the correction of low to moderate hyperopia: one-year results on the first 54 eyes. *Ophthalmology* 2002; 109:637-650.
52. Hamilton DR, Manche EE, Rich LF, Maloney RK. Steroid induced glaucoma after laser in situ keratomileusis associated with interface fluid. *Ophthalmology* 2002; 109:659-665.
53. Hamilton DR, Davidorf JM, Maloney RK. Anterior ciliary sclerotomy for treatment of presbyopia: a prospective controlled study. *Ophthalmology* 2002; 109:1970-1977.
54. Van Horn SD, Hovanesian JA, Maloney RK. The Effect of Volatile Compounds on Excimer Laser Power Delivery. *J Refractive Surg* 2002; 18(5):524-528.
55. McDonald MB, Hersh PS, Manche EE, Maloney RK, Davidorf JM, Moataz S, and the Conductive Keratoplasty United States Investigators Group. Conductive Keratoplasty for the Correction of Low to Moderate Hyperopia: U.S. Clinical Trial 1-Year Results on 355 Eyes. *Ophthalmology* 2002; 109:1978-1990.
56. McDonald MB, Durrie DS, Asbell PA, Maloney RK, Nichamin LB. Treatment of presbyopia with conductive keratoplasty; six-month results of the United States FDA clinical trial. *Cornea* 2004 Oct; 23(7): 661-668.
57. Bailey MD, Olson MD, Bullimore MA, Jones LA, Maloney RK. The effect of lasik on best-corrected high and low contrast visual acuity. *Optometry and Vision Science* 2004; 81(5):362-368.
58. Hovanesian JA, Maloney RK. Treating astigmatism after a free lasik cap by rotating the cap. *J Cataract Refractive Surg* 2005; 31:1870-1876.
59. Smith RJ, Maloney RK. LASIK in patients with autoimmune diseases. *J Cataract Refractive Surg* 2006; 32:1292-1295.
60. Solomon R, Donnenfeld ED, Perry HD, Rubinfeld RS, Ehrenhaus M, Wittpenn JR, Solomon KD, Manche EE, Moshirfar M, Forster E, Matzkin DC, Mozayeni RM, Maloney RK. Methicillin-Resistant Staphylococcus aureus Infectious Keratitis Following Refractive Surgery. *Am J Ophthalmol* 2007; 143:629-634.
61. Sonmez B, Maloney RK. Central Toxic Keratopathy: Description of a syndrome in laser refractive surgery. *Am J Ophthalmology* 2007; 143(3):420-427.
62. Stulting RD, John ME, Maloney RK, Assil KK, Arrowsmith PN, MD, Thompson VM, for the US Verisyse Study Group. Three-year Results of Artisan/Verisyse Phakic Intraocular Lens Implantation: Results of the US FDA Clinical Trial. *Ophthalmology* 2008; 115(3):464-472.
63. Koch DD, Maloney RK, Hardten DR, Dell S, Sweeney AD, Wang L. Wavefront-guided photorefractive keratectomy in eyes with prior radial keratotomy – multicenter study. *Ophthalmology* 2009; 116(9):1688-1696.
64. Liu A, Maloney RK, Manche EE. Toxic Peripheral Keratopathy: A Syndrome in Laser Refractive Surgery. *J Cataract Refractive Surg* 2012; 38:1684-1689.

Scientific Presentations

1. Maloney RK, Deland EC, Frey H. A natural language retrieval system for surgical records (paper). Congress of the World Association for Medical Informatics, Versailles, France, 1979.
2. Maloney RK, Stark WJ, McCally RL. Intraocular pressure mediates refractive change after radial keratotomy (paper). Wilmer Residents Association Meeting, Baltimore, MD, 1987.
3. Maloney RK, Stark WJ and McCally RL. Intraocular pressure causes refractive change after radial keratotomy (poster). Association for Research in Vision and Ophthalmology, Sarasota, FL, 1987.
4. Maloney RK, Miller KM, Guyton DL. Aphakic reading Adds: an error in classical teaching (poster). American Academy of Ophthalmology Meeting, Dallas, TX, 1987.
5. Maloney RK, Stark WJ, McCally RL. The refractive change induced by radial keratotomy is not affected by intraocular pressure (poster). American Academy of Ophthalmology Meeting, Dallas, TX, 1987.
6. Lopez PF, Maloney RK, Goodman GJ, Gottsch JD, Stark WJ. Topography of the central cornea after radial keratotomy (paper). Wilmer Residents Association Meeting, Baltimore, MD, 1988.
7. Maloney RK, Stark WJ. Changes in corneal hydration cause changes in refraction after radial keratotomy (paper). Wilmer Residents Association Meeting, Baltimore, MD, 1988.
8. Maloney RK, Stark WJ. Changes in corneal hydration cause changes in refraction after radial keratotomy in cadaver eyes (poster). Association for Research in Vision and Ophthalmology Annual Meeting, Sarasota, FL, 1988.
9. Lopez PF, Maloney RK, Goodman GL, Gottsch JD, Stark WJ. Topography of the corneal optical zone after radial keratotomy (poster). Association for Research in Vision and Ophthalmology Annual Meeting, Sarasota, FL, 1988.
10. Maloney RK, Stark WJ. Limitations of photokeratoscopy in quantifying corneal topography (paper). Contact Lens Association of Ophthalmologists/ International Society for Refractive Keratoplasty annual meeting, New Orleans, LA, 1989.
11. Maloney RK, Harmon T, Ibrahim O, Waring GO. An ablatable mask delivery system for the excimer laser (paper). International Corneal Laser Society Meeting, Sarasota, FL, 1990.
12. Maloney RK, Bogan SJ, Waring GO. Derivation of corneal refractive properties from topographic measurements (paper). Association for Research in Vision and Ophthalmology Meeting, Sarasota, FL, 1990.
13. Gailitis RP, Maloney RK, Thompson KP, Hanna KD, Samson J, Waring GO. Videokeratography in the evaluation of excimer ablated surfaces (poster). Association for Research in Vision and Ophthalmology Meeting, Sarasota, FL, 1990.
14. Bogan SJ, Maloney RK, Waring GO. Computer-assisted analysis of corneal topography after radial keratotomy (poster). Association for Research in Vision and Ophthalmology Meeting, Sarasota, FL, 1990.

15. Penney CM, Maloney RK, Gailitis RP, Thompson KP, Waring GO. Sensitivity of videokeratoscopy to errors in centration and focusing (poster). Association for Research in Vision and Ophthalmology Meeting, Sarasota, FL, 1990.
16. Maloney RK, Friedman M, Harmon T, Hayward M, Hagen K, Gailitis RP, Waring GO. A prototype ablatable mask delivery system for the excimer laser (paper). Association for Research in Vision and Ophthalmology Meeting, Sarasota, FL, 1991.
17. Maloney RK, Boleza E, King M. Corneal haze and contrast sensitivity following photorefractive keratectomy (paper). International Corneal Laser Society Meeting, Anaheim, CA, 1991.
18. Kawesch GM, Maloney RK, Derse M, Seiler T. Contour of the ablation zone after photorefractive keratectomy (paper). Association for Research in Vision and Ophthalmology meeting, Sarasota, FL, 1992.
19. Maloney RK, Hagen KB, Brint S, Caldwell D, Durrie D, Gordon M, Puliafito C, Steinert R, Waring GO. Refractive and visual results of excimer laser photorefractive keratectomy for myopia nine months after surgery (poster). Association for Research in Vision and Ophthalmology Meeting, Sarasota, FL, 1992.
20. Friedberg ML, Imperia PF, Maloney RK, Alcalá PL, Elander R, Holland GN. Results of radial and astigmatic keratotomy by beginning refractive surgeons (paper). International Society of Refractive Keratoplasty Meeting, Dallas, TX, 1992.
21. Waring GO, Maloney RK, Hagen KB, Brint SF, Caldwell DR, Gordon M, Puliafito CA, et al. Refractive and visual results of a multicenter trial of excimer laser photorefractive keratectomy (paper). American Academy of Ophthalmology Meeting, Dallas, TX, 1992.
22. Dougherty PJ, Wellish KL, Maloney RK. Excimer laser ablation rate and corneal hydration (poster). Association for Research in Vision and Ophthalmology Annual meeting, Sarasota, FL, May 1993.
23. Maloney RK. Excimer laser myopic keratomileusis: Results and complications (paper). International Society of Refractive Keratoplasty Meeting, Chicago, IL, November 1993.
24. Wellish KL, Beltran F, Maloney RK. Marking the axis in astigmatic refractive surgery: Is cyclotorsion a consideration? (paper). International Society of Refractive Keratoplasty Meeting, Chicago, IL, November, 1993.
25. Wellish KL, Dougherty PJ, Maloney RK. Corneal hydration and excimer laser myopic keratomileusis (paper). International Society of Refractive Keratoplasty Meeting, Chicago, IL, November, 1993.
26. Maloney RK. Discussion of "Photorefractive Keratectomy for Myopia," by Sutton HFS et al (paper). American Academy of Ophthalmology meeting. Chicago, IL, November, 1993.
27. Verdon W, Maloney RK, Bullimore MA. Visual performance in photorefractive keratectomy: A prospective study (paper). American Academy of Optometry Meeting, Boston, MA, December 1993.
28. Helm C, Holland GN, Webster RG, Maloney RK, Mondino BJ. Treatment of pseudomonas scleritis with intravenous ceftazidime and aminoglycosides (paper). Association for Research in Vision and Ophthalmology meeting, Sarasota, FL, May 1994.

29. Wellish KL, Leshner MP, Durrie DS, Maloney RK. Astigmatic keratotomy after excimer laser photorefractive keratectomy (paper). Association for Research in Vision and Ophthalmology meeting, Sarasota, FL, May 1994.
30. Eghbali F, Yeung KK, Weissman BA, Maloney RK. Topographic determination of corneal asphericity and its effect on the refractive outcome of radial keratotomy (paper). Association for Research in Vision and Ophthalmology meeting, Sarasota, FL, May 1994.
31. Maloney RK, Ghiselli G, Thompson V, Durrie DS, and the Summit Phototherapeutic Keratectomy Study Group. A multicenter trial of excimer laser phototherapeutic keratectomy for corneal opacities and irregularities (paper). Association for Research in Vision and Ophthalmology meeting, Sarasota, FL, May 1994.
32. Bullimore MA, Verdon W, and Maloney RK. A prospective study of visual performance in photorefractive keratectomy (paper). Association for Research in Vision and Ophthalmology meeting, Sarasota, FL, May 1994.
33. Terrell J, Bechara S, Nesburn A, Waring GO, Macy J, Maloney RK. Centration of the ablation zone after photorefractive keratectomy: A comparison of two methods (paper). Association for Research in Vision and Ophthalmology meeting, Sarasota, FL, May 1994.
34. Maloney RK. Circumferential tilt can be determined from keratoscope ring images. Corneal Topography Special Interest Group Meeting (paper). Association for Research in Vision and Ophthalmology meeting, Sarasota, FL, May, 1994.
35. Maloney RK, Ghiselli G, Steinert R, Hersh P, Summit Phototherapeutic Refractive Study Group. A multi-center trial of photorefractive keratectomy for residual myopia following previous ocular surgery (paper). American Academy of Ophthalmology Annual Meeting. San Francisco, CA, November, 1994.
36. Verdon W, Bullimore MA, Maloney RK. Prospective study of vision changes one year after photorefractive keratectomy. (submitted) American Academy of Optometry Annual Meeting. San Diego, CA, December, 1994.
37. Maloney RK, Judge A. Astigmatic keratotomy combined with keratomileusis in situ for compound myopic astigmatism (paper). International Society of Refractive Keratoplasty annual meeting, San Francisco, CA, October, 1994.
38. Manche E, Judge A, Maloney RK. Automated lamellar keratectomy for hyperopia (paper). International Society of Refractive Keratoplasty annual meeting, San Francisco, CA, October, 1994.
39. Hagen K, Kettering J, Aprecio R, Beltran F, Maloney RK. Potential of virus transmission by the excimer laser (paper). International Society of Refractive Keratoplasty annual meeting, San Francisco, CA, October, 1994.
40. Maloney RK, Judge A, Manche E. Astigmatic keratotomy combined with keratomileusis in situ for compound myopic astigmatism (paper). Association for Research in Vision and Ophthalmology annual meeting, Fort Lauderdale, FL, May, 1995.
41. Manche EE, Judge A, Maloney RK. Hyperopic Lamellar Keratoplasty (paper). Association for Research in Vision and Ophthalmology annual meeting, Fort Lauderdale, FL, May, 1995.

42. Chan WK, Carones F, Maloney RK. Corneal Topographic Maps: A Comparison of Axial Curvature with True Instantaneous Curvature (paper). Association for Research in Vision and Ophthalmology annual meeting, Fort Lauderdale, FL, May, 1995.
43. Ghiselli G, Manche EE, Maloney RK. Factors that Influence the Outcome of Hyperopic Automated Lamellar Keratoplasty (paper). International Society of Refractive Surgery annual meeting, Atlanta, GA, October, 1995.
44. Smith RJ, Manche EE, Maloney. Radial Keratotomy Enhancement Following Myopic Keratomileusis In Situ (ALK) (paper). International Society of Refractive Surgery annual meeting, Atlanta, GA, October, 1995.
45. Manche EE, Elkins BS, Maloney RK. Keratomileusis In Situ (Automated Lamellar Keratoplasty) for High Myopia (paper). International Society of Refractive Surgery annual meeting, Atlanta, GA, October, 1995.
46. Maloney RK. Epithelial Ingrowth after Lamellar Refractive Surgery (paper). Summit International Laser User Congress, Palm Beach, FL, December, 1995.
47. Maloney RK, Thompson V, Ghiselli G, Durrie D, Waring GO, O'Connell M. A Prospective Multicenter Trial of Excimer Laser Phototherapeutic Keratectomy for Corneal Visual Loss (paper). Summit International Laser User Congress, Palm Beach, FL, December, 1995.
48. Manche EE, Maloney RK. Keratomileusis In Situ (Automated Lamellar Keratoplasty) for High Myopia (paper). Association for Research in Vision and Ophthalmology annual meeting, Fort Lauderdale, FL, May, 1996.
49. Smith RJ, Chan WK, Lau K, Maloney RK. Prediction of Corneal Spherical Power from Corneal Topography (paper). Association for Research in Vision and Ophthalmology annual meeting, Fort Lauderdale, FL, May, 1996.
50. Smith RJ, Manche EE, Maloney, RK. Radial Keratotomy Enhancement Following Myopic Keratomileusis In Situ (paper). International Society of Refractive Surgery annual meeting, Minneapolis, MN, July, 1996.
51. Maloney RK. Epithelial Ingrowth after Lamellar Refractive Surgery (paper). International Society of Refractive Surgery annual meeting, Chicago, IL, October, 1996.
52. Hersh PS, Berkeley RG, Brint SF, Durrie DS, Gordon M, Maloney RK, Michelson MA, Thompson VM. Photorefractive Keratectomy (PRK) and Laser Assisted In-Situ Keratomileusis on the Correction of Myopia Greater Than -6.0 Diopters (paper). American Academy of Ophthalmology annual meeting, Chicago, IL, October, 1996.
53. Smith RJ, Chan WK, Maloney RK. The Prediction of Surgically Induced Refractive Change from Corneal Topography (paper). International Society of Refractive Surgery annual meeting, Chicago, IL, October, 1996.
54. Smith RJ, Maloney RK. A New Technique for Marking the Ablation Zone for Photorefractive Keratectomy (paper). International Society of Refractive Surgery annual meeting, Chicago, IL, October, 1996.
55. Faktorovich EG, Maloney RK, Price F, the ARC-T Study Group. The Coupling Ratio in Astigmatic Keratotomy (paper). International Society of Refractive Surgery annual meeting, Chicago, IL, October, 1996.

56. Faktorovich EG, Maloney RK, Price F, the ARC-T Study Group. Effect of Arc Length and Achieved Cylinder Correction on Coupling Ratio on Astigmatic Keratotomy (paper). American Society of Cataract and Refractive Surgery Symposium, Boston, MA, April, 1997.
57. Van Horn SD, Faktorovich EG, Maloney RK. Effect of corneal hydration on tissue removal in PRK (paper). Association for Research in Vision and Ophthalmology Annual Meeting, Ft. Lauderdale, FL, May, 1997.
58. Onclinx TM, Smith RJ, Maloney RK. Induced astigmatism after PRK: Effect of beam shape versus patient factors (paper). Association for Research in Vision and Ophthalmology Annual Meeting, Ft. Lauderdale, FL, May, 1997.
59. Lin RT, Maloney RK. Epithelial ingrowth after lamellar refractive surgery (paper). Association for Research in Vision and Ophthalmology Annual Meeting, Ft. Lauderdale, FL, May, 1997.
60. Olson MO, Bullimore MA, Maloney RK. Visual function after photorefractive keratectomy for myopia (paper). Association for Research in Vision and Ophthalmology Annual Meeting, Ft. Lauderdale, FL, May, 1997.
61. Faktorovich EG, Maloney RK, the Summit High Myopia Study Group. A prospective randomized multicenter comparison of PRK to LASIK for high myopia (paper). International Society of Refractive Surgery Annual Meeting, San Francisco, CA, October, 1997.
62. Olson MD, Maloney RK. Visual function after photorefractive keratectomy for low and moderate myopia (paper). International Society of Refractive Surgery Annual Meeting, San Francisco, CA, October, 1997.
63. Maloney RK, Olson MD. Visual function after laser in-situ keratomileusis for high myopia (paper). International Society of Refractive Surgery Annual Meeting, San Francisco, CA, October, 1997.
64. Lin RT, Maloney RK. Flap complications of lamellar refractive surgery (paper). International Society of Refractive Surgery Annual Meeting, San Francisco, CA, October, 1997.
65. Shah SS, Hovanesian JA, Maloney RK. Effect of laser tuning on outcome of refractive surgery (paper). Association for Research in Vision and Ophthalmology Annual Meeting, Ft. Lauderdale, FL, May, 1998.
66. Hovanesian JA, Shah SS, Maloney RK. Effect of mild central islands on high and low contrast visual acuity (paper). Association for Research in Vision and Ophthalmology Annual Meeting, Ft. Lauderdale, FL, May, 1998.
67. Lin RT, Maloney RK. Incidence of displaced flaps or folds after LASIK (paper). Association for Research in Vision and Ophthalmology Annual Meeting, Ft. Lauderdale, FL, May, 1998.
68. Olson MO, Bullimore MA, Maloney RK. Visual performance after laser in situ keratomileusis for myopia (paper). Association for Research in Vision and Ophthalmology Annual Meeting, Ft. Lauderdale, FL, May, 1998.
69. Maloney RK, Faktorovich EG, Summit High Myopia Study Group. A prospective randomized multicenter comparison of PRK to LASIK for high myopia (paper). American Society of Cataract and Refractive Surgery Symposium. San Diego, CA, April, 1998.
70. Shah SS, Hovanesian JA, Maloney RK. Effect of laser tuning on outcome of refractive surgery (paper). American Society of Cataract and Refractive Surgery Symposium. San Diego, CA, April, 1998.

71. Faktorovich EG, Badawi DY, Maloney RK, Ariyasu RG. Growth factor expression in corneal wound healing following excimer laser keratectomy (paper). Jules Stein Eye Institute Research and Alumni Meeting, Los Angeles, CA 1998.
72. Maloney RK, Faktorovich EG, and the Summit High Myopia Study Group. A prospective randomized multicenter comparison of PRK to LASIK for High myopia (paper). American Society of Cataract and Refractive Surgery Symposium, San Diego, CA 1998.
73. Badawi DY, Faktorovich EG, Maloney RK, Ariyasu RG. Corneal haze in rabbits following excimer laser keratectomy and correlation with basic fibroblast growth factor expression (poster). Association for Research in Vision and Ophthalmology Annual Meeting, Ft. Lauderdale, FL 1998.
74. Maloney RK, Johns M. Results of the US FDA phase I study of the Artisan phakic intraocular lens for the correction of myopia (paper). 1998 Pre-Academy Conference, International Society of Refractive Surgery, New Orleans, LA. November, 1998.
75. Hovanesian JA, Faktorovich EG, Shah SS, Maloney RK. Bilateral bacterial keratitis after LASIK in a patient with HIV infection (paper). 1998 Pre-Academy Conference, International Society of Refractive Surgery, New Orleans, LA. November, 1998.
76. Van Horn S, Hovanesian JA, Shah SS, Maloney RK. Effect of volatile substances on excimer laser energy delivery (paper). 1998 Pre-Academy Conference, International Society of Refractive Surgery. New Orleans, LA. November, 1998.
77. Hovanesian JA, Shah SS, Maloney RK. Quantitative topographic irregularity as a predictor of best corrected visual acuity after refractive surgery (poster). American Academy of Ophthalmology Annual Meeting, New Orleans, LA. November 1998.
78. Maloney RK. Results of the U.S. FDA Phase I and II studies of the Artisan phakic IOL for myopia (paper). American Society of Cataract and Refractive Surgery Annual Meeting, Seattle, WA. April, 1999.
79. Davidorf J, Maloney RK. Radiofrequency intrastromal keratoplasty for low hyperopia (poster). American Society of Cataract and Refractive Surgery Annual Meeting. Seattle, WA. April, 1999.
80. Wang MY, Maloney RK. Epithelial ingrowth after LASIK (paper). Association for Research in Vision Ophthalmology Annual Meeting. Ft Lauderdale, FL, May, 1999.
81. Tham VMB, Maloney RK. Microkeratome complications of LASIK (paper). Association for Research in Vision Ophthalmology Annual Meeting. Ft Lauderdale, FL, May, 1999.
82. Najman-Vainer J, Hovanesian, JA, Maloney RK. Effect of lifting and repositioning LASIK flaps to treat folds (paper). Association for Research in Vision Ophthalmology Annual Meeting. Ft Lauderdale, FL, May, 1999.
83. Davidorf JM, Maloney RK, Eghbali F. Hyperopic LASIK: Varying the ablation zone diameter with the VISX star (paper). American Academy of Ophthalmology annual meeting, Orlando, FL, October 1999.

84. Maloney RK, Artisan Study Group. Six-month results of the phase II US FDA study of the artisan lens for high myopia (paper). American Academy of Ophthalmology annual meeting, Orlando, FL, October 1999.
85. Hovanesian J, Maloney RK, Shah S. Clinical detection of LASIK flap irregularities with corneal birefringence biomicroscopy (paper). International Society of Refractive Surgery annual meeting, Orlando, FL, October 1999.
86. Hovanesian J, Maloney RK, Shah S. Refractive surgery associated recurrent erosion syndrome (paper). International Society of Refractive Surgery annual meeting, Orlando, FL, October 1999.
87. Maloney RK, Davidorf J, Manche E, Hersh P, MacDonald M. Radio frequency keratoplasty for hyperopia: phase II FDA results (paper). International Society of Refractive Surgery annual meeting, Orlando, FL, October 1999.
88. Maloney RK, Jethmalani J, Sandstadt C, Grubbs R, Kornfeld J, Schwartz D. Laser adjustable IOL (paper). International Society of Refractive Surgery annual meeting, Orlando, FL, October 1999.
89. Maloney RK, McDonald MB, Davidorf JM, Hersh PS, Manche EE, Asbell PA, Brint S, Culbertson W, Durrie DS, Grene RB, Lindstrom RL, Sugar A. Interim results of the U.S. Clinical Trial of conductive keratoplasty for hyperopia (paper). American Society of Cataract and Refractive Surgery annual meeting, San Diego, CA, May 2001.
90. Davidorf JM, Maloney RK. Conductive keratoplasty for hyperopia: early results from Maloney Vision Institute (paper). American Society of Cataract and Refractive Surgery annual meeting, San Diego, CA, May 2001.
91. Maloney RK. Very high pressure (cyst) after LASIK (paper). American Society of Cataract and Refractive Surgery annual meeting, San Diego, CA, May 2001.
92. Maloney RK, John ME, Artisan Lens Study Group. Interim results of the Artisan myopia lens: U.S. FDA Clinical Study (paper). American Society of Cataract and Refractive Surgery annual meeting, San Diego, CA, May 2001.
93. Lindstrom RL, Davidorf JM, Hersh PS, McDonald MB, Maloney RK, Manche EE. Effects of conductive keratoplasty on the corneal endothelium (poster). American Society of Cataract and Refractive Surgery annual meeting, San Diego, CA, May 2001.
94. McDonald MB, Davidorf JM, Hersh PS, Maloney RK, Manche EE. 12 month results from the U.S. Clinical Trial of conductive keratoplasty for hyperopia (paper). American Society of Cataract and Refractive Surgery annual meeting, San Diego, CA, May 2001.
95. Davidorf JM, Maloney RK. Anterior ciliary sclerotomy for presbyopia (paper). American Society of Cataract and Refractive Surgery annual meeting, San Diego, CA, May 2001.
96. Davidorf JM, Maloney RK. Steroid-induced glaucoma masking as hypotony after LASIK (poster). American Society of Cataract and Refractive Surgery annual meeting, San Diego, CA, May 2001.
97. Asbell PA, Maloney RK, Davidorf JM, Hersh PS, McDonald MB, Manche EE. Twelve-month stability of hyperopia correction with conductive keratoplasty (paper). The American Ophthalmological Society annual meeting, Hot Springs, VA, May 2001.

98. Maloney RK. LASIK in an anisometropic amblyopic child using the Visx S3 ActiveTrak laser (paper). The World Refractive Surgery annual meeting, Orlando, FL, July 2001.
99. Maloney RK, Hamilton DR, Davidorf JM. Anterior ciliary sclerotomy is ineffective as a treatment for presbyopia (paper). The World Refractive Surgery annual meeting, Orlando, FL, July 2001.
100. Asbell PA, McDonald MB, Maloney RK, Davidorf JM, Hersh PS, Manche EE. One-year results of a multi-center U.S. Clinical Trial on conductive keratoplasty (ck) for correcting hyperopia (paper). The World Refractive Surgery annual meeting, Orlando, FL, July 2001.
101. Maloney RK, McDonald MB, Davidorf JM, Hersh PS, Manche EE, Asbell PA, Brint S, Culbertson W, Durrie DS, Grene RB, Lindstrom RL, Sugar A. Early results of 400 eyes enrolled in the U.S. Clinical Trial of conductive keratoplasty for the correction of hyperopia (paper). XXIII Pan-American Congress of Ophthalmology annual meeting, Buenos Aires, Argentina, July 2001.
102. McDonald MB, Hersh PS, Manche EE, Maloney RK, Davidorf JM. One-year results of a multicenter U.S. Clinical Trial on conductive keratoplasty for correcting hyperopia (paper). American Academy of Ophthalmology annual meeting, New Orleans, LA, November 2001.
103. Maloney RK, Hamilton DR, Davidorf JM. Anterior Ciliary Sclerotomy is an ineffective treatment for presbyopia (paper). American Academy of Ophthalmology annual meeting, New Orleans, LA, November 2001.
104. Hamilton DR, Manche EE, Rich LF, Maloney RK. Steroid-induced glaucoma after lasik misdiagnosed due to interface fluid (paper). American Academy of Ophthalmology annual meeting, New Orleans, LA, November 2001.
105. Maloney RK, McDonald MB, Davidorf JM, Manche EE, Hersh PS, Asbell PA, Durrie DS, Conductive Keratoplasty Investigators Group. The safety profile of conductive keratoplasty (CK) (paper). International Society of Refractive Surgery annual meeting, New Orleans, LA, November 2001.
106. McDonald MB, Hersh PS, Davidorf JM, Maloney RK, Manche EE. One-year results of a multi-center United States Clinical Trial on conductive keratoplasty (CK) for correcting hyperopia (paper). International Society of Refractive Surgery annual meeting, New Orleans, LA, November 2001.
107. Maloney RK, Hamilton DR, Davidorf JM. Anterior Ciliary Sclerotomy is not effective (paper). International Society of Refractive Surgery annual meeting, New Orleans, LA, November 2001.
108. Maloney RK. Intraocular lens with light-adjustable power (paper). American Society of Cataract and Refractive Surgery annual meeting, Pennsylvania, PA, June 2002.
109. Maloney RK. Therapeutic wavefront ablations: results of the Visx multicenter United States Clinical Trials (paper). American Society of Cataract and Refractive Surgery annual meeting, Pennsylvania, PA, June 2002.
110. Maloney RK. Lasik complications (paper). American Society of Cataract and Refractive Surgery annual meeting, Pennsylvania, PA, June 2002.

111. Asbell PA, McDonald MB, Hersh PS, Davidorf JM, Maloney RK, Manche EE. United States multicenter trial on conductive keratoplasty (CK) for correcting spherical hyperopia: recent results of two-year follow-up (paper). Contact Lens and Eyecare symposium annual meeting, Lake Buena Vista, FL, January 2003.
112. Maloney RK. Multicenter trial of wavefront-guided lasik (paper). American Society of Cataract and Refractive Surgery annual meeting, San Francisco, April 2003.
113. Maloney RK. Results of U.S. multicenter clinical study of wavefront-guided treatment of mixed astigmatism (paper). American Society of Cataract and Refractive Surgery annual meeting, San Diego, May 2004.
114. Maloney RK. Wavefront-guided customvue retreatment of reduced BCVA after previous refractive surgery (paper). American Society of Cataract and Refractive Surgery annual meeting, San Diego, May 2004.
115. Maloney RK, et al. Wavefront-guided LASIK treatment of mixed astigmatism (paper). American Society of Cataract and Refractive Surgery annual meeting, Washington, D.C., April 2005. Awarded Best Paper of Session.
116. Maloney RK, Hollander D. Impact of microkeratome complications on vision (paper). American Society of Cataract and Refractive Surgery annual meeting, Washington, D.C., April 2005.
117. Hollander D, Maloney RK. Sources of Variability in a Mechanical Microkeratome Incision (paper). American Society of Cataract and Refractive Surgery annual meeting, Washington, D.C., April 2005.
118. Sandstedt C, Schwartz D, Chayet AS, Maloney RK. A Light-Adjustable IOL May Allow Noninvasive Correction of Astigmatism After Cataract Surgery (paper). American Society of Cataract and Refractive Surgery annual meeting, San Francisco, CA, March 2006.
119. Maloney RK, Kraff CR, Jabbur NS, Koch DD, Coleman SC, Culbertson WW, Feldman ST, O'Brien TP. Addressing the High Myope with Wavefront-Driven Ablations (paper). American Society of Cataract and Refractive Surgery annual meeting, San Francisco, CA, March 2006.
120. Maloney RK. Flap Thickness & Variability with the XP Microkeratome (paper). American Society of Cataract and Refractive Surgery annual meeting, San Francisco, CA, March 2006.
121. Maloney RK, Sonmez B. Central Toxic Keratopathy: Description of a syndrome in laser refractive surgery (paper). American Academy of Ophthalmology annual meeting, Las Vegas, NV, November 2006.
122. Smith RJ, Maloney RK. LASIK in Patients with Autoimmune Disease (paper). American Academy of Ophthalmology annual meeting, Las Vegas, NV, November 2006.
123. Maloney RK, Sonmez B. Central Toxic Keratopathy: Description of a syndrome in laser refractive surgery (paper). American Society of Cataract and Refractive Surgery annual meeting, San Diego, CA, April 2007.
124. Koch DD, Maloney RK, Hardten DR, Dell SJ, Sweeney AD, Wang L. Wavefront-Guided PRK in Eyes with Prior Radial Keratotomy: Multicenter Study. American Society of Cataract and Refractive Surgery annual meeting, Chicago, IL, April 2008.

125. Maloney RK. Nomogram to Improve Flap Centration with the IntraLase FS-60 Laser (paper). American Society of Cataract and Refractive Surgery annual meeting, Chicago, IL, April 2008.
126. Guell JL, Moral M, Sisquella M, Elies D, Maloney RK. Use of the Light Adjustable Lens (LAL) to correct refractive surprises in cataract surgery patients who had previously undergone corneal refractive surgery (paper). European Society of Cataract & Refractive Surgeons annual meeting, Barcelona, Spain, September 2009.
127. Maloney, RK. Effect of Operating Room Humidity on the Outcome of LASIK. American Society of Cataract and Refractive Surgery annual meeting, Boston, MA, April 2010.
128. Trattler WB, Reilly CD, Coleman SC, Schneider DM, Donnerfeld ED, Maloney RK, Katzen LB. Refractive Outcomes with Advanced Wavefront-Guided LASIK. European Society of Cataract & Refractive Surgeons annual meeting, Paris, France, September 2010.
129. Maloney, RK. A Light Adjustable IOL for the Correction of Spherical Refractive Errors after Cataract Surgery. American Society of Cataract and Refractive Surgery annual meeting, San Diego, CA 2011.

Abstracts

1. Maloney RK, Stark WJ, McCally RL. Intraocular pressure causes refractive change after radial keratotomy. Invest Ophthalmol Vis Sci 1987; 28(suppl):224.
2. Maloney RK, Miller KM, Guyton DL. Aphakic reading adds: an error in classical teaching. Ophthalmology 1987; 97(suppl):140.
3. Maloney RK, Stark WJ, McCally RL. The refractive change induced by radial keratotomy is not affected by intraocular pressure. Ophthalmology 1987; 97(suppl):128.
4. Maloney RK, Stark WJ. Changes in corneal hydration cause changes in refraction after radial keratotomy in cadaver eyes. Invest Ophthalmol Vis Sci 1988; 29(suppl):281.
5. Lopez PF, Maloney RK, Goodman GL, Gottsch JD, Stark WJ. Topography of the corneal optical zone after radial keratotomy. Invest Ophthalmol Vis Sci 1988; 29(suppl):389.
6. Maloney RK, Bogan SJ, Waring GO. Derivation of corneal refractive properties from topographic measurements. Invest Ophthalmol Vis Sci 1990;31(suppl):246.
7. Gailitis RP, Maloney RK, Thompson KP, Hanna KD, Samson J, Waring GO. Videokeratography in the evaluation of excimer ablated surfaces. Invest Ophthalmol Vis Sci 1990; 31(suppl):476.
8. Bogan SJ, Maloney R, Waring GO. Computer-assisted analysis of corneal topography after radial keratotomy. Invest Ophthalmol Vis Sci 1990; 31(suppl):30.
9. Penney CM, Maloney RK, Gailitis RP, Thompson KP, Waring GO. Sensitivity of videokeratoscopy to errors in centration and focusing. Invest Ophthalmol Vis Sci 1990; 31(suppl):479.

10. Maloney RK, Friedman M, Harmon T, Hayward M, Hagen K, Gailitis RP, Waring GO. A prototype ablatable mask delivery system for the excimer laser. *Invest Ophthalmol Vis Sci (suppl)* 1991; 32: 722.
11. Kawesch GM, Maloney RK, Derse M, Seiler T. Contour of the ablation zone after photorefractive keratectomy. *Invest Ophthalmol Vis Sci* 1992; 33(suppl):1105.
12. Maloney RK, Hagen KB, Brint S, Caldwell D, Durrie D, Gordon M, Puliafito C, Steinert R, Waring GO. Refractive and visual results of excimer laser photorefractive keratectomy for myopia nine months after surgery. *Invest Ophthalmol Vis Sci* 1992; 33(suppl):762.
13. Waring GO, Maloney RK, Hagen KB, Brint SF, Caldwell DR, Gordon M, Puliafito CA, et al. Refractive and visual results of a multicenter trial of excimer laser photorefractive keratectomy. *Ophthalmology* 1992; 99(suppl):106.
14. Dougherty PJ, Wellish KL, Maloney RK. Excimer laser ablation rate and corneal hydration. *Invest Ophthalmol Vis Sci* 1993; 34(suppl):801.
15. Verdon W, Maloney RK, Bullimore MA. Visual performance in photorefractive keratectomy: A prospective study. *Optom Vision Sci (suppl)* 1993; 70:23.
16. Verdon W, Maloney RK, Bullimore MA. Visual performance following photorefractive keratectomy. *Visual Science and its Applications* 1994. Technical Digest Series Vol. 2 Optical Society of America, Washington, D.C., p 62-65.
17. Terrell J, Bechara S, Nesburn A, Waring GO, Macy J, Maloney RK. Centration of the ablation zone after photorefractive keratectomy: A comparison of two methods. *Invest Ophthalmol Vis Sci* 1994; 35(suppl):2141.
18. Bullimore MA, Verdon W, Maloney RK. A prospective study of visual performance in photorefractive keratectomy. *Invest Ophthalmol Vis Sci* 1994; 35(suppl):1651.
19. Helm C, Holland GN, Webster RG, Maloney RK, Mondino BJ. Treatment of pseudomonas scleritis with intravenous ceftazidime and aminoglycosides. *Invest Ophthalmol Vis Sci* 1994; 35(suppl):1748.
20. Wellish KL, Leshner MP, Durrie DS, Maloney RK. Astigmatic keratotomy after excimer laser photorefractive keratectomy. *Invest Ophthalmol Vis Sci* 1994; 35(suppl):2142.
21. Eghbali F, Yeung KK, Weissman BA, Maloney RK. Topographic determination of corneal asphericity and its effect on the refractive outcome of radial keratotomy. *Invest Ophthalmol Vis Sci* 1994; 35(suppl):1638.
22. Maloney RK, Ghiselli G, Thompson V, Durrie DS, and the Summit Phototherapeutic Keratectomy Study Group. A multicenter trial of excimer laser phototherapeutic keratectomy for corneal opacities and irregularities. *Invest Ophthalmol Vis Sci* 1994; 35(suppl):1488.
23. Maloney RK, Ghiselli G, Steinert R, Hersh P, and the Summit Phototherapeutic Refractive Study Group. A multicenter trial of photorefractive keratectomy for residual myopia following previous ocular surgery. *Ophthalmology* 1994 101(suppl):74.
24. Maloney RK, Judge A, Manche E. Astigmatic keratotomy combined with keratomileusis in situ for compound myopic astigmatism. *Invest Ophthalmol Vis Sci* 1995; 36(suppl):3907.

25. Manche EE, Judge A, Maloney RK. Hyperopic lamellar keratoplasty. Invest Ophthalmol Vis Sci 1995; 36(suppl):3910.
26. Chan WK, Carones F, Maloney RK. Corneal topographic maps: a comparison of axial curvature with true instantaneous curvature. Invest Ophthalmol Vis Sci 1995; 36(suppl):4785.
27. Manche EE, Maloney RK. Keratomileusis in situ (automated lamellar keratoplasty) for high myopia. Invest Ophthalmol Vis Sci 1996; 37(suppl):5660.
28. Smith RJ, Chan, WK, Lau K, Maloney RK. Prediction of corneal spherical power from corneal topography. Invest Ophthalmol Vis Sci 1996; 37(suppl):5932.
29. Van Horn SD, Faktorovich EG, Maloney RK. Effect of corneal hydration on tissue removal in PRK. Invest Ophthalmol Vis Sci 1997; 38(suppl):2356.
30. Onclinx TM, Smith RJ, Maloney RK. Induced astigmatism after PRK: Effect of beam shape versus patient factors. Invest Ophthalmol Vis Sci 1997; 38(suppl):1924.
31. Lin RT, Maloney RK. Epithelial ingrowth after lamellar refractive surgery. Invest Ophthalmol Vis Sci 1997; 38(suppl):1963.
32. Olson MO, Bullimore MA, Maloney RK. Visual function after photorefractive keratectomy for myopia. Invest Ophthalmol Vis Sci 1997; 38(suppl):2454.
33. Shah SS, Hovanesian JA, Maloney RK. Effect of laser tuning on outcome of refractive surgery. Invest Ophthalmol Vis Sci 1998; 39(suppl):4232.
34. Hovanesian JA, Shah SS, Maloney RK. Effect of mild central islands on high and low contrast visual acuity. Invest Ophthalmol Vis Sci 1998; 39(suppl):1629.
35. Lin RT, Maloney RK. Incidence of displaced flaps or folds after LASIK. Invest Ophthalmol Vis Sci 1998; 39(suppl):1117.
36. Olson MO, Bullimore, MA, Maloney RK. Visual performance after laser in situ keratomileusis for myopia. Invest Ophthalmol Vis Sci 1998; 39(suppl):2129.
37. Badawi DY, Faktorovich EG, Maloney RK, Ariyasu RG. Corneal haze in rabbits following excimer laser keratectomy and correlation with basic fibroblast growth factor expression. Invest. Ophthalmol Vis Sci 1998; 39(suppl):1642.
38. Wang, MY, Maloney RK. Epithelial ingrowth after LASIK. Invest Ophthalmol Vis Sci 1999; 40(suppl):2123.
39. Tham VMB, Maloney RK. Microkeratome complications of LASIK. Invest Ophthalmol Vis Sci 1999; 40(suppl):3084.
40. Najman-Vainer J, Hovanesian JA, Maloney RK. Effect of lifting and repositioning LASIK flaps to treat folds. Invest Ophthalmol Vis Sci 1999;40(suppl):4738.

Book Chapters and Monographs

1. Quality of Care Committee Retina Panel. Preferred practice pattern: diabetic retinopathy. San Francisco; American Academy of Ophthalmology, 1989.
2. Quality of Care Committee Retina Panel. Preferred practice pattern: macular degeneration. San Francisco; American Academy of Ophthalmology, 1990.
3. Quality of Care Committee Retina Panel. Preferred practice pattern: retinal detachment. San Francisco; American Academy of Ophthalmology, 1990.
4. Waring GO, Hannush SB, Bogan SJ, Maloney RK. "Classification of corneal topography with videokeratography." In Schanzlin D, Robin JB (eds) Corneal Topography: Measuring and Modifying the Cornea. New York; Springer-Verlag, 1992, pp. 47-73.
5. Quality of Care Committee Refractive Errors Panel. Preferred practice pattern: low to moderate refractive errors. San Francisco; American Academy of Ophthalmology, 1991.
6. Kliger C, Maloney RK. "Excimer Laser Myopic Keratomileusis at the Jules Stein Eye Institute" in Salz J.(ed). Corneal Laser Surgery. Mosby, Philadelphia, PA, 1995, p196-200.
7. Manche EE, Maloney RK. "Myopic Keratomileusis in Situ" in Elander RE, Rich LF, Robin JB (ed). Principles and Practices of Refractive Surgery. WB Saunders, New York, NY 1997, p277-283.
8. Manche EE, Maloney RK. "Hyperopic Lamellar Keratoplasty" in Elander RE, Rich LF, Robin JB (ed). Principles and Practices Refractive Surgery. WB Saunders, New York, NY 1997, p285-289.
9. Kliger CH, Maloney RK. "Anesthesia for Refractive Surgery" in Greenbaum S (ed). Ocular Anesthesia. Philadelphia, PA: WB Saunders, 1997, p91-107.
10. Alio JL, Perez-Santonja JJ, Tervo T, Tabbara KF, Vesaluoma M, Smith RJ, Maddox B, Maloney RK. "Postoperative Inflammation, Microbial Complications, and Wound Healing Following LASIK" J Refractive Surg, 2000; 16(5):523-538.
11. Maloney RK, Belville JK, Smith RJ. (eds). Lasik Techniques: Pearls and Pitfalls. Thorofare, NJ: Slack Inc., 2004, p 95-114.
12. Kraff C, Jackson WB, Maloney RK, Stevens J. "Reviewing the Wavefront clinical Trials: Myopia, Hyperopia, and Eyes with Reduced Acuity" in Bille JF, Harner CFH, Loesel FH (eds). Aberration-Free Refractive Surgery. Springer-Verlag Berlin Heidelberg, New York, 2003, 2004, p229-237.

Letters, Commentary, Brief Reports

1. Maloney RK. Is corneal contour influenced by tension in the superficial epithelial cells? (letter) *Refract Corneal Surg* 1993; 9:147.
2. Maloney RK. Fuchs' Dystrophy with Anisometropia. (invited comment) *J Cataract Refract Surg* March, 1994.
3. Maloney RK. Biomechanical behavior of the cornea and its response to radial keratotomy. (invited comment) *Refractive and Corneal Surgery* 1994; 10:351-53.
4. Rimmer S, Maloney RK. Myopic shift after removal of Salzmann's nodular degeneration. (letter) *J Cataract Refractive Surg* 1994; 20:656-657.
5. Maloney RK. Comment on Örndahl M et al, Treatment of corneal dystrophies with the excimer laser. *Acta Ophthalmol* 1994; 72:235-40. *Surv Ophthalmol* 1995; 40(1):81-2.
6. Kliger C, Maloney RK. "Keratitis as a complication of bilateral simultaneous radial keratotomy." (letter) *Am J Ophthalmol* 1994; 118:680-681.
7. Maloney RK. Response to Shepard DD. Consultation Section. *Ann Ophthalmol* 1995; 27(5):253-4.
8. Maloney RK. "Contraindications to refractive surgery." *Audio Digest of Ophthalmol* 1996; 34(16).
9. Maloney RK. Response to Masket S (ed), Consultation Section. *J Cataract Refractive Surg* 1996; 22:874-76.
10. Maloney RK. Response to Shepard DD. Consultation Section. *Ann Ophthalmol* 1996; 28(6):350-53.
11. Chan WK, Maloney RK. "Autologous keratophakia for the correction of consecutive hyperopia after automated lamellar keratoplasty for myopia." *Ophthalmol Digest* 1997; 4:27.
12. Maloney RK. "Complications in LASIK: Management of flap problems." *Video Journal of Ophthalmology*, 1998.
13. Maloney RK, Faktorovich EG. There is no benefit to deferring laser refractive surgery. (comment) *Arch of Ophthalmol* 1998; 116 (5):669-72.
14. Hovanesian JA, Faktorovich EG, Hofbauer JD, Shah SS, Maloney RK. Bilateral bacterial keratitis after laser in situ keratomileusis in a patient with human immunodeficiency virus infection. *Arch Ophthalmol* 1999; 117: 968-970.
15. Maloney RK. Discussion of: Wang Z, Chen J, Yang B. Posterior corneal surface topographic changes after laser in situ keratomileusis are related to residual corneal bed thickness. *Ophthalmology* 1999; 106:406-410.
16. Maloney RK. Discussion of: Gimbel HV, Van Westenbrugge J, Anderson Penno EE, et al. Simultaneous bilateral laser in situ keratomileusis: Safety and efficacy. *Ophthalmology* 1999; 106:1467-1468.
17. Maloney RK. Response to Zegans M, Lietman T. Simultaneous bilateral lasik: safety and efficacy. *Am J Ophthalmol* 1999; 106:1461-68.
18. Najman-Vainer J, Smith RJ, Maloney RK. Letter: Interface fluid after lasik: Misleading tonometry can lead to end stage glaucoma. *J Cataract Refract Surg* 2000; 26:471-472.

19. Maloney RK. Consultation section. *J Cataract Refract Surg* 2000; 26:484.
20. Maloney RK. 50 Lasik tips you don't learn in courses, part I. *Video Journal of Ophthalmology* 16(1), 2000.
21. Maloney RK. 50 Lasik tips you don't learn in courses, part II. *Video Journal of Ophthalmology* 16(2), 2000.
22. Maloney RK. Prototype toric IOL with laser-adjusted power in vivo. *Video Journal of Ophthalmology* 16(3), 2000.
23. Hovanesian JA, Shah SS, Maloney RK. Consultation Section. *J Refractive Surg* 2000; 16(3):375-379.
24. Maloney RK: *VisionQuest 2000*. "Induced astigmatism after lasik with a free cap." Boston: Ophthalmology Interactive; 2000. (CD-ROM)
25. Maloney RK. Bilateral simultaneous lasik. (reply). *Ophthalmology* 2000; 107:1961-1962.
26. Maloney RK. Epithelial ingrowth after laser in situ keratomileusis. (reply). *Am J Ophthalmol* 2001; 131(3):402-3.
27. Maloney RK. Consultation Section. *J Cataract Refract Surg* 2001; 27(1):15.
28. Maloney RK. Misleading tonometry after LASIK. *J Cataract Refract Surg* 2001; 27(5):650.
29. Maloney RK. Lasik and the germ theory of disease. *Review of Refractive Surgery* 2001; 45(11).
30. Maloney RK. Cluster of mycobacterium chelonae keratitis cases following laser in situ keratomileusis. (letter to editor). *Am J Ophthalmol* 2002; 134(2):298-300.
31. Kornmehl EW, Maloney RK. LASIK-induced optic neuropathy. (reply). *Ophthalmology* 2002; 109(5):818-819.
32. Maloney RK. Therapeutic wavefront-guided lasik. *Review of Refractive Surgery* 2003; 4(3):26-27.
33. Maloney RK. Point/Counterpoint on Customized Ablation: Is Pupil Dilation Necessary. *Cataract Refractive Surgery Today* 2003; 3(2):40,42.
34. Maloney RK. The Light Adjustable Lens: The surgeon may optimize this IOL's power postoperatively. *Cataract & Refractive Surgery Today* 2003; 3(10):45-46
35. Maloney RK. Therapeutic wavefront-guided LASIK may help patients unhappy with previous correction. *Ophthalmology Times* 2004 May; 29(9):54.
36. Maloney RK. Wavefront-guided LASIK really is better, experts say. *Ophthalmology Times* 2005 February; 30(4):1.
37. Maloney RK. The 193-nm Wavelength and Beyond. Refractive surgeons consider how the refractive industry will progress. (editorial) *Cataract & Refractive Surgery Today* 2005; 5(9):5.
38. Maloney RK. The Zyoptix XP: An Advance in Mechanical Microkeratome Technology. *Refractive Eyecare* 2005; 9(10):1, 32-36.

39. Maloney RK. Moderator. Advanced IOLs: Panel Discussion (Part 1). Video Journal of Ophthalmology 2006; Second Quarter.
40. Maloney RK. Moderator. Advanced IOLs: Panel Discussion (Part 2). Video Journal of Ophthalmology 2006; Third Quarter.
41. Maloney RK. Consultation Section: Refractive surgical problem. J Cataract Refract Surg 2007; 33(3):369-370.
42. Maloney RK, Luchs J, Moshirfar M, Chu RY, Stahl JE. Blurry Vision After LASIK. Cataract & Refractive Surgery Today 2007; 7(5):57-63.
43. Maloney RK. Response to Mohammadpour M. Excimer laser refractive surgery in patients with underlying autoimmune diseases. J Cataract Refract Surg 2007; 27(5):175-176.
44. Maloney RK, Sonmez B. Response to Jin GJC, Merkley KH, Price FW, Moshirfar M, Madsen M, Wolsey D. Central Toxic Keratopathy: Description of a Syndrome in Laser Refractive Surgery. Am J Ophthalmol 2007; 144(2):333-334.
45. Maloney RK. Moderator. LASIK, PRK & Ectasia: Panel Discussion. Video Journal of Ophthalmology 2007; Second Quarter.
46. Maloney RK. Central Toxic Keratopathy: Description of a syndrome in laser refractive surgery. Video Journal of Ophthalmology 2007; Fourth Quarter.
47. Jampaulo M, Maloney RK. Lack of Progression of Ectasia Seven Years after LASIK in a Highly Myopic Keratoconic Eye. J Refractive Surg 2008; 24:707-709.
48. Maloney RK. Intraocular lens power calculation after myopic laser in situ keratomileusis: estimating the corneal refractive power by Awwad, et al. J Cataract Refract Surg 2009; 35(2): 211-212.
49. Maloney RK, Jampaulo M. Response to Orucov, F. No progression of the keratoconus after LASIK. Letter to the Editor. J Refractive Surg 2009; 25:329-330.
50. Maloney RK. Nomogram Development for Refractive Surgery. Video Journal of Ophthalmology 2009; Second Quarter.
51. Maloney RK. Future IOLs. Cataract & Refractive Surgery Today 2009; 9(9):80-82.
52. Maloney RK. Optimizing Cataract Surgery: Lessons from LASIK. Cataract & Refractive Surgery Today 2009; 9(10):65-66.
53. Maloney RK. Incorporating Environmental Factors Into Your Nomogram. Cataract & Refractive Surgery Today Supplement 2009; 9(10):9.
54. Maloney RK. Clinical Outcomes with the iLASIK Technology Suite. Refractive Eyecare 2009; 13(10):27.
55. Maloney RK. Response to Guell JL, Consultation Section. J Cataract Refractive Surg 2009; 35(11):2029-2030.

56. Maloney RK. Off-Label Drug Use. Letter to the Editor. *Am J Ophthalmol* 2010; 149(1):170.
57. Coleman SC, Dell SJ, Kontos MA, Maloney RK, Probst LE, Updegraff SA. How Do You Approach Unexpected Results From PRK Over Prior LASIK? *Cataract & Refractive Surgery Today* 2010; 10(4):17-20.
58. Maloney RK, Geis T. Defining Wavefront-Guided Procedures. *Advanced Ocular Care Supplement* 2010; 1(3):3-4.
59. Geis T, Maloney RK. Carefully Perform Slit Lamp Exam 1 Day After Cataract Surgery. *Primary Care Optometry News* 2010; 16(3):1,18.
60. Maloney RK. Fewer Enhancements with Femtosecond Technology. *EyeWorld Supplement* 2010; 13(5):10.
61. Maloney RK. Postop Day-1 Results with the iLASIK Technology Suite. *Refractive Eyecare* 2010; 14(2):27.
62. Maloney RK. OR Temperature Found to be Key Driver in LASIK Outcomes. *Ophthalmology Times* 2010; 35(10):1, 11.
63. Maloney RK. The Role of Aberrometry in LASIK. *Cataract and Refractive Surgery Today* 2010; 10(6):41-42.
64. Bohórquez V, Daya SM, Maloney RK, Masket S, Packer M, Rau M, Shah S. Survey of Accommodating IOL Technologies 2010; *Cataract and Refractive Surgery Today Europe* 2010; 5(9):1-17.
65. Geis T, Maloney RK. Refractive Lens Exchange an Option for Moderate to High Hyperopia Patients. *Primary Care Optometry News* 2011; 16(1):12.
66. The Best of 2010. *Cataract and Refractive Surgery Today* 2011; 11(1): 44-50.
67. Maloney RK. Outcomes Better Than 20/20: The New Norm. *Refractive Eyecare* 2011; 15(3):26.
68. Maloney RK. Light-Adjustable IOL for Correction of Spherical Refractive Errors After Cataract Surgery. *EyeTube Video*. BMC Today, March 2011.

Named Lectureships

1. Mericos Whittier Lecture. Scripps Institute. La Jolla, CA, March 1997.
2. Distinguished Lans Refractive Surgery Award lecture. An IOL whose power is laser-adjustable in-vivo. World Refractive Surgery annual meeting, Orlando, FL, July 2001.
3. Harold A. Stein lecture. Hollywood eyes: an ophthalmic look at tinseltown. American Academy of Ophthalmology annual meeting, New Orleans, LA, October 2004.
4. The Thomas H. Pettit Lecture: A Light Adjustable Intraocular Lens. UCLA Stein Eye Institute Clinical and Research Seminar. Los Angeles, CA, June 2015

Courses, Invited Lectures, and Symposia

1. Chairman, Section on "Brightness, adaptation, and contrast." International Conference on Vision: Coding and Efficiency. Cambridge, England, October 1987.
2. Subspecialty Certification for the Cataract Surgeon: Resident's perspective. Opening Symposium, American Academy of Ophthalmology meeting, Dallas, TX, November 1987.
3. Invited Speaker. Current concepts in ophthalmology, Vail, CO, March 1990.
4. Invited Speaker. Hellenic Ophthalmological Society meeting, Iraklion, Crete, Greece, October 1990.
5. Invited Speaker. Fundacion Oftalmologia Nacional annual meeting, Bogota, Colombia, February 1992.
6. Invited Speaker. Ophthalmology Grand Rounds, Pacific Medical Center, San Francisco, CA, April 1992.
7. Invited Speaker. American Society of Cataract and Refractive Surgery annual meeting, San Diego, CA, May 1992.
8. Invited Speaker. Operiesenden Augenarzte Deutschlands annual meeting, Nurnburg, Germany, June 1992.
9. Invited Speaker. Excimer laser course, Cedars-Sinai Medical Center, Los Angeles, CA, July 1992.
10. Invited Speaker. Excimer laser course, Cedars-Sinai Medical Center, Los Angeles, CA, January 1993.
11. Invited Speaker. Sociedad Mexicana De Lentes Intraoculares y Queratorefractiva, Tijuana, Mexico, December 1992.
12. Invited Speaker. Jules Stein Eye Institute Annual Postgraduate Seminar, UCLA, Los Angeles, CA, April 1993.
13. Invited Speaker. Visions '93 course, Ft. Lauderdale, FL, April 1993.
14. Invited Speaker. Annual Contact Lens Symposium, California Association of Optometry, Irvine, CA, May 1993.
15. Invited Speaker. Corneal Topography Special Interest Group, Association for Research and Vision in Ophthalmology meeting, Sarasota, FL, May 1993.
16. Invited Speaker. Visions '93 course, La Jolla, CA, May 1993.
17. Invited Speaker. Georgia Society of Ophthalmology annual meeting, Sea Island, GA, May 1993.
18. Invited Speaker. Egresados del Hospital General de Mexico annual meeting, Queretaro, Mexico, July 1993.
19. Invited Speaker. ASCRS Summer Symposium on Refractive Surgery. Los Angeles, CA, August 1993.
20. Course director, Summit excimer laser update (course 301). American Society of Cataract and Refractive Surgery Summer Symposium on Refractive Surgery. Los Angeles, CA, August 1993.

21. Invited Speaker. Corneal topography for the general ophthalmologist. Cedars-Sinai Medical Center, Los Angeles, CA, August 1993.
22. Invited Speaker. Excimer y otros laser en cirugia refractiva corneal. Barcelona, Spain, September 1993.
23. Invited Speaker. Visions '93 Course, Chicago, IL, September 1993.
24. Chairperson. Young Ophthalmologists Symposium. American Academy of Ophthalmology annual meeting. Chicago, IL, November 1993.
25. Invited Speaker. American Academy of Ophthalmology annual meeting. Chicago, IL, November 1993.
26. Invited Speaker. Midway Hospital Grand Rounds. Los Angeles, CA, February 1994.
27. Invited Speaker. Oregon Academy of Ophthalmology annual meeting, Portland, OR, March 1994.
28. Invited Speaker. Symposium on Laser Corneal Surgery, Research Institute of Ophthalmology, Cairo, Egypt, March 1994.
29. Visiting Professor. El-Maghraby Eye Institute, Jeddah, Saudi Arabia, March 1994.
30. Invited Speaker. Contact Lens & Anterior Segment Symposium, California Association of Optometry meeting, Monterey, CA, April 1994.
31. Invited Speaker. Ocular Symposium, Universal City, CA, April 1994.
32. Co-chairman & Moderator. Corneal Topography Special Interest Group meeting. Association for Research in Vision and Ophthalmology, Sarasota, FL, May 1994.
33. Moderator. Paper session on Photorefractive and phototherapeutic keratectomy. Association for Research in Vision and Ophthalmology meeting, Sarasota, FL, May 1994.
34. Invited Speaker. Ninth Annual Meredith Morgan Symposium, Berkeley, CA, May 1994.
35. Invited Speaker. Desert Hospital Educational Conference, Palm Springs, CA, May 1994.
36. Invited Speaker. Visions '94 course. Santa Monica, CA, June 1994.
37. Invited Speaker. Tarzana Hospital Grand Rounds, Tarzana, CA, June 1994.
38. Invited Speaker. Refractive and cataract surgery: issues and updates, Mercy General Hospital, Sacramento, CA, July 1994.
39. Visiting Professor. University of Medicine and Dentistry of New Jersey, Newark, NJ, July 1994.
40. Invited Speaker. Current concepts in cornea and refractive surgery. Cedars-Sinai Medical Center, Los Angeles, CA, August 1994.

41. Invited Speaker. California Association of Ophthalmology annual meeting, Pasadena, CA, September 1994.
42. Moderator. Refractive Surgery Symposium, California Association of Ophthalmology annual meeting, Pasadena, CA, September 1994.
43. Invited Speaker. American Academy of Ophthalmology annual meeting. San Francisco, CA, November 1994.
44. Invited Speaker. American Academy of Ophthalmology annual meeting. San Francisco, CA, November 1994.
45. Invited Speaker. Symposium on Photorefractive Keratectomy. American Academy of Optometry annual meeting. San Diego, CA, December 1994.
46. Invited Speaker. Topography Symposium, Contact Lens Association of Ophthalmologist annual meeting, Las Vegas, NV, January 1995.
47. Invited Speaker. U.C. Berkeley School of Optometry Symposium, Pomona, CA, February 1995.
48. Invited Speaker. California Optometric Association annual meeting, Sacramento, CA, March 1995.
49. Invited Speaker. Salzburger Ophthalmologisches Symposium. Salzburg, Austria, April 1995.
50. Invited Speaker. Ocular Symposium. Universal City, CA, April 1995.
51. Invited Speaker. Instituto de Molestias Oculares, Associacao Brasileira de Bancos de Olhos e Transplante de Cornea, Sao Paulo, Brazil, May 1995.
52. Co-Chairman and Moderator. Corneal Topography Special Interest Group meeting. Association for Research in Vision and Ophthalmology. Fort Lauderdale, FL, May 1995.
53. Moderator. Paper Session on Refractive Surgery. Association for Research in Vision and Ophthalmology meeting. Sarasota, FL, May 1995.
54. Invited Speaker. Orange County Society of Ophthalmology. Orange, CA, May 1995.
55. Invited Speaker. Ventura County Ophthalmology Society. Camarillo, CA, June 1995.
56. Invited Speaker. Current Ophthalmic Practice Program, Cottage Hospital. Santa Barbara, CA, June 1995.
57. Invited Speaker. San Fernando Valley Optometric Association meeting. San Fernando Valley, CA, July 1995.
58. Invited Speaker. Daniel Freeman Marina Hospital. Marina Del Rey, CA, July 1995.
59. Invited Speaker. XXVIII Congresso Brasileiro de Oftalmologia. Salvador de Bahia, Brazil, September 1995.
60. Course Director. Excimer laser photorefractive keratectomy (certification course). Jules Stein Eye Institute, UCLA, Los Angeles, CA, November 1995.

61. Invited Speaker. Photorefractive keratectomy (certification course). Washington, DC, November 1995.
62. Invited Speaker. The Seventh Annual Berkeley Practicum. Berkeley, CA, December 1995.
63. Course Director. Excimer laser photorefractive keratectomy (certification course). Jules Stein Eye Institute, UCLA, Los Angeles, CA, December 1995.
64. Instructor. Corneal topography workshop. Summit International Laser User Congress. Palm Beach, FL, December 1995.
65. Course Director. Excimer laser photorefractive keratectomy (certification course). Jules Stein Eye Institute, UCLA, Los Angeles, CA, January 1996.
66. Invited Lecturer. Morton D. Sarver Lecture Series. University of California, Berkeley School of Optometry. Berkeley, CA, January 1996.
67. Invited Lecturer. JSEI Current Ophthalmic Practice symposium. Las Vegas, NV, February 1996.
68. Invited Speaker. Third Annual Continuing Education in Southern California Lectureship and Symposium. Pomona, CA, February 1996.
69. Course Director. Photorefractive keratectomy (optometric didactic course). Los Angeles, CA, February 1996.
70. Invited Lecturer. Excimer Laser PRK Track. California Optometric Association meeting. Anaheim, CA, March 1996.
71. Course Director. Photorefractive keratectomy (optometric didactic course). Los Angeles, CA, March 1996.
72. Lecturer. Max Fine Cornea Society meeting. San Diego, CA, March 1996.
73. Visiting Professor. Stanford University. Stanford, CA, April 1996.
74. Moderator. Association for Research in Vision Ophthalmology meeting. Sarasota, FL, April 1996.
75. Visiting Professor. University of California San Francisco, San Francisco, CA, May 1996.
76. Invited Speaker. University of Michigan, Department of Ophthalmology annual meeting. Ann Arbor, MI, May 1996.
77. Visiting Professor. Sinai Hospital of Baltimore, MD, May 1996.
78. Invited Speaker. Internationales Symposium und Ausetellung, 9th annual meeting of German Ophthalmic Surgeons. Nürnberg, Germany, June 1996.
79. Invited Speaker. Myopia for the Year 2000 course. Jules Stein Eye Institute, University of California Los Angeles, Los Angeles, CA, July 1996.

80. Course Director. Photorefractive keratectomy (certification course). Jules Stein Eye Institute, University of California, Los Angeles, CA, September 1996.
81. Invited Speaker. Ocular Surgery International course. Facultad de Medicina, Universidad del Salvador. Buenos Aires, Argentina, September 1996.
82. Special Invited Speaker. 62nd Annual Meeting of the Mid-Japan Ophthalmological Society. Osaka, Japan, October 1996.
83. Invited Speaker. American Academy of Ophthalmology: Subspecialty Day. Chicago, IL, October 1996.
84. Instructor. Laser in situ keratomileusis (skills transfer course). American Academy of Ophthalmology. Chicago, IL, October 1996.
85. Invited Speaker. Research Study Club of Los Angeles annual meeting. Los Angeles, CA, February 1997.
86. Invited Speaker. Advances in refractive surgery. Cleveland Clinic Foundation, Cleveland, OH, February 1997.
87. Visiting Professor. Manhattan Eye and Ear Hospital. New York, NY, April 1997.
88. Course Director. Photorefractive keratectomy and lasik (optometric education course). Jules Stein Eye Institute, University of California, Los Angeles, CA, May 1997.
89. Visiting Professor. Naval Regional Medical Center, San Diego, CA, June 1997.
90. Invited Speaker. San Diego County Ophthalmological Society, San Diego, CA, June 1997.
91. Featured Speaker. University of Colorado Department of Ophthalmology annual research day, Denver, CO, June 1997.
92. Invited Speaker. Santa Monica Rotary Club, Santa Monica, CA, August 1997.
93. Invited Speaker. Sally Letson Symposium, Ottawa, Ontario, Canada, September 1997.
94. Invited Speaker. Optical Society of America annual meeting, Long Beach, CA, October 1997.
95. Invited Speaker. Reshaping the future: Refractive Surgery '97. American Academy of Ophthalmology annual meeting, San Francisco, CA, October 1997.
96. Course Director. Summit excimer laser clinical technology update. American Academy of Ophthalmology annual meeting, San Francisco, CA, October 1997.
97. Course Faculty. Lamellar refractive surgery (skills transfer course). American Academy of Ophthalmology annual meeting, San Francisco, CA, October 1997.
98. Symposium Speaker. The pupil in keratorefractive surgery. American Academy of Ophthalmology annual meeting, San Francisco, CA, October 1997.

99. Discussant. Posterior corneal surface topographic changes after lasik are related to residual corneal bed Thickness. American Academy of Ophthalmology annual meeting, San Francisco, CA, October 1997.
100. Invited Speaker. University of Utah Grand Rounds. Salt Lake City, UT, November 1997.
101. Invited Lecturer. Vision Sciences meeting. Santa Fe, NM, February 1998.
102. Moderator. Ninth Annual Research and Alumni Day, Jules Stein Eye Institute, UCLA. Los Angeles, CA, March 1998.
103. Plenary Speaker. Asia Pacific Society of Cornea and Refractive Surgery annual meeting. Singapore, March 1998.
104. Invited Lecturer. Jules Stein Eye Institute annual meeting, Los Angeles, CA, April 1998.
105. Invited Speaker. Southern California Permanente Medical Group annual symposium. Anaheim, CA, May 1998.
106. Invited Speaker. Virginia Society of Ophthalmology annual meeting. Williamsburg, VA, May 1998.
107. Invited Speaker. Chicago Ophthalmological Society annual meeting, Chicago, IL, May 1998.
108. Invited Speaker. Ocular Drug and Surgical Therapy Update, Laguna Niguel, CA, June 1998.
109. Invited Speaker. Current concept in refractive and cataract surgery. Stanford University, Stanford, CA, September 1998.
110. Invited Speaker. Refractive surgery risk management. The New England Ophthalmological Society annual meeting. Boston, MA, October 1998.
111. Invited Panelist. Refractive Surgery 1998: Reshaping the future. American Academy of Ophthalmology annual meeting, New Orleans, LA, November 1998.
112. Moderator. 1998 Pre-Academy Conference. International Society of Refractive Surgery, New Orleans, LA, November 1998.
113. Discussant. Refractive Surgery Free Papers. American Academy of Ophthalmology annual meeting, New Orleans, LA, November 1998.
114. Instructor. Lamellar refractive surgery with a microkeratome (skills transfer course HL-214). American Academy of Ophthalmology annual meeting, New Orleans, LA, November 1998.
115. Instructor. New and emerging technologies in cataract and refractive surgery (course 624). American Academy of Ophthalmology annual meeting, New Orleans, LA, November 1998.
116. Symposium Speaker. Topography, refraction and vision after refractive surgery. A Corneal and Contact Lens Symposium in Honor of Robert B. Mandell. Berkeley, CA, November 1998.

117. Invited Speaker. Hawaii Optometric Society meeting. Honolulu, HI, February 1999.
118. Course Faculty. New and emerging technologies in cataract and refractive surgery. American Society of Cataract and Refractive Surgery annual meeting, Seattle, WA, April 1999.
119. Moderator. Session on: Refractive lasers. American Society of Cataract and Refractive Surgery annual meeting, Seattle, WA, April 1999.
120. Invited Speaker. Southern California Chapter Meeting American Society Ophthalmic Registered Nurses, Los Angeles. CA, May 1999.
121. Keynote Speaker. VISX University symposium. Irvine, CA, June 1999
122. Invited Speaker. Mexican Society of Cataract and Refractive Surgery Annual Meeting. Puerto Vallarta, Mexico, July 1999.
123. Invited Speaker. Los Angeles Times Festival of Health. Los Angeles, CA, October 1999.
124. Invited Speaker. Phakic intraocular lenses: Anterior chamber is the way to go for myopia and hyperopia. American Academy of Ophthalmology annual meeting, Orlando, FL, October 1999.
125. Instructor. Lamellar refractive surgery with a microkeratome (skills transfer course). American Academy of Ophthalmology annual meeting, Orlando, FL, October 1999.
126. Instructor. New and emerging technologies in refractive surgery (course 317). American Academy of Ophthalmology annual meeting, Orlando, FL, October 1999.
127. Invited Speaker. Refractive surgery special interest group, American Academy of Ophthalmology annual meeting, Orlando, FL, October 1999.
128. Discussant. Langenbucher A et al. Implications of the difference between intended and achieved corneal thickness after myopic lasik in-situ keratomileusis. American Academy of Ophthalmology annual meeting, Orlando, FL, October 1999.
129. Discussant. Gimbel HV et al. Postoperative corneal thinning masquerading as undercorrection or regression in LASIK surgery. American Academy of Ophthalmology annual meeting, Orlando, FL, October 1999.
130. Invited Speaker. Association of Major League Baseball Team Physicians annual meeting, Anaheim, CA, December 1999.
131. Invited Speaker. Fourteenth Annual Morton D. Sarver Lecture Series, University of California, Berkeley, CA, January 2000.
132. Invited Speaker. Research Study Club of Los Angeles Midwinter Clinical Conference, Universal City, CA, January 2000.

133. Invited Speaker. Los Angeles County Optometric Society annual meeting, Los Angeles, CA, February 2000.
134. Invited Speaker. New Orleans Academy of Ophthalmology Annual Symposium, New Orleans, LA, February 2000.
135. Guest Surgeon. Forum Internazionale Chirurgia refrattiva Approfondimenti Nuove frontiere e Complicanze, Rome, Italy, March 2000.
136. Guest Surgeon and invited speaker. Saudi Ophthalmological Society 13th Annual Scientific Meeting. Riyadh, Saudi Arabia, April 2000.
137. Invited Speaker. American Osteopathic Colleges of Ophthalmology and Otolaryngology 84th annual clinical assembly meeting. Rancho Mirage, CA, May 2000.
138. Moderator. LASIK Session. American Society of Cataract and Refractive Surgery annual meeting. Boston, MA, May 2000.
139. Course Faculty. Course 3307: New and emerging technologies in cataract and refractive surgery. American Society of Cataract and Refractive Surgery annual meeting. Boston, MA, May 2000.
140. Invited Speaker. VisionQuest annual meeting. Chicago, IL, August 2000.
141. Invited Speaker. Vision Expo 2000. Las Vegas, NV, September 2000.
142. Invited Speaker. Vision Surgery and Laser Center Continuing Education Program. San Diego, CA, October 2000.
143. Instructor. Lamellar Refractive Surgery with a Microkeratome (skills transfer course HL-158). American Academy of Ophthalmology annual meeting. Dallas, TX, October 2000.
144. Invited Speaker. Prevention and management of flap micro and macro striae. American Academy of Ophthalmology annual meeting: Subspecialty Day. Dallas, TX, October 2000.
145. Invited Speaker. Scleral relaxation. American Academy of Ophthalmology annual meeting: Subspecialty Day. Dallas, TX, October 2000.
146. Invited Speaker. Los Angeles Rotary Club. Los Angeles, CA, February 2001.
147. Invited Speaker. Hoag Memorial Hospital 552 Club. Newport Beach, CA, February 2001.
148. Invited Speaker. University of Washington Resident/Alumni Day. Seattle, WA, June 2001.
149. Invited Speaker. VisionQuest annual meeting. Chicago, IL, August 2001.
150. Invited Speaker. Diffuse lamellar keratitis. Refractive Surgery Interest Group annual meeting. New Orleans, LA, November 2001.
151. Instructor. New and emerging technologies in cataract and refractive surgery (course 168). American Academy of Ophthalmology annual meeting. New Orleans, LA, November 2001.

152. Instructor. Lasik (skills transfer course HL-370). American Academy of Ophthalmology annual meeting. New Orleans, LA, November 2001.
153. Invited Speaker. Weird complications of lasik. International Society of Refractive Surgery annual meeting. New Orleans, LA, November 2001.
154. Invited Speaker. Dallas Academy of Ophthalmology meeting. Dallas, TX, January 2002.
155. Visiting Professor. University of Texas Southwestern. Dallas, TX, January 2002.
156. Invited Speaker. The Cleveland Clinic annual meeting. Cleveland, OH, May 2002.
157. Course Faculty. Course 2206: Lasik pearls and pitfalls: a panel discussion of lasik techniques by experienced surgeons. American Society of Cataract and Refractive Surgery annual meeting, Pennsylvania, PA, June 2002.
158. Course Faculty. Course 2302: New and emerging technologies in refractive surgery. American Society of Cataract and Refractive Surgery annual meeting, Pennsylvania, PA, June 2002.
159. Invited Speaker. Los Angeles County Optometric Society annual meeting, Los Angeles, CA, February 2003.
160. Invited Speaker. Refractive surgery complications. American Society of Cataract and Refractive Surgery annual meeting, San Francisco, CA, April 2003.
161. Invited Speaker. Customvue education course. VISX, Inc., Los Angeles, CA, July 2003.
162. Invited Speaker. Customvue education course. VISX, Inc., Denver, CO, August 2003.
163. Invited Speaker. A multicenter trial of wavefront guided lasik. XXI Congress of the European Society of Cataract and Refractive Surgeons, Munich, Germany, September 2003.
164. Invited Speaker. Results of U.S. FDA reduced acuity wavefront ablation study. XXI Congress of the European Society of Cataract and Refractive Surgeons, Munich, Germany, September 2003.
165. Course Faculty. Course 36: Wavefront-guided lasik: a practical approach to diagnostic methodology and technique. XXI Congress of the European Society of Cataract and Refractive Surgeons, Munich, Germany, September 2003.
166. Invited Speaker. How to best position wavefront into a refractive practice. ASCRS Eyeworld Educational Symposium, American Academy of Ophthalmology annual meeting, Anaheim, CA, November 2003.
167. Moderator. Session II: Correction of Presbyopia. American Academy of Ophthalmology annual meeting: Subspecialty Day. Anaheim, CA, November 2003.
168. Instructor. Medical and surgical management of complications of refractive surgery (course 244). American Academy of Ophthalmology annual meeting, Anaheim, CA, November 2003.

169. Invited Speaker. Therapeutic wavefront-guided lasik. The Research Study Club of Los Angeles annual mid-winter meeting. Los Angeles, CA, January 2004.
170. Invited Lecturer. Seeing & optimized refractive corrections. 5th International Congress of Wavefront. Whistler, Canada, February, 2004.
171. Invited Speaker. Corneal Zoology. Jules Stein Eye Institute Cornea Lecture Series. Los Angeles, CA, April 2004.
172. Course Faculty. Course 3106: Lasik pearls and pitfalls: a panel discussion of lasik techniques by experienced surgeons. American Society of Cataract and Refractive Surgery annual meeting, San Diego, May 2004.
173. Invited Speaker. Point-counterpoint: wavefront-guided ablation is the key to superior visual outcomes. Academy of Ophthalmology annual meeting: Subspecialty Day. New Orleans, LA, October 2004.
174. Discussant. Refractive Surgery Free Papers. American Academy of Ophthalmology annual meeting, New Orleans, LA, October 2004.
175. Course Faculty. Course 198: Lasik pearls and pitfalls: a panel discussion of lasik techniques by experienced surgeons. American Academy of Ophthalmology annual meeting, New Orleans, LA, October 2004.
176. Course Faculty. Course 235: Presbyopia surgery techniques: pearls and pitfalls: a panel discussion of presbyopia strategies and preferred techniques by experienced surgeons. American Academy of Ophthalmology annual meeting, New Orleans, LA, October 2004.
177. Invited Speaker. "Hollywood eyes: Can we learn anything from tinseltown?" Cataract, Cornea and Refractive Surgery Symposium annual meeting, San Francisco, CA, February 2005.
178. Invited Speaker. Refractive Surgery Complications Symposium. American Society of Cataract and Refractive Surgery annual meeting, Washington, D.C., April 2005.
179. Chair. EyeWorld Educational Symposium: Building a wavefront-driven refractive practice: optimizing results, expanding indications & apply the latest technology. American Society of Cataract and Refractive Surgery annual meeting, Washington, D.C., April 2005.
180. Invited Speaker. Corneal Zoology. Jules Stein Eye Institute Cornea Lecture Series. Los Angeles, CA, April 2005.
181. Invited Speaker. Do we fully understand the outcomes of presbyopia surgery? American Academy of Ophthalmology annual meeting. Subspecialty Day, Chicago, IL, October 2005.
182. Discussant. Phakic IOLS: Taken to Court: Panel discussion. American Academy of Ophthalmology annual meeting. Subspecialty Day, Chicago, IL, October 2005.
183. Moderator. Redefining Visual Quality Expectations for High Myopia w/Wavefront Driven Ablations: Panel discussion. AMO, Inc. American Academy of Ophthalmology annual meeting, Chicago, IL, October 2005.

184. Moderator, Invited Speaker, and Invited Panelist. Redefining Lenticular Refractive Surgery. EyeWorld Educational Symposium, American Academy of Ophthalmology annual meeting, Chicago, IL, October 2005.
185. Invited Speaker. CustomVue educational course: Optimizing Outcomes in a CustomVue-Driven Practice. Beverly Hills, CA, December 2005.
186. Course Director. Bausch & Lomb Zyoptix XP Microkeratome Certification Course. American Academy of Ophthalmology annual meeting, Chicago, IL, October 2005.
187. Moderator. Debating Today's Refractive Controversies: Panel discussion. Whistler Advanced Refractive Surgery Congress, Whistler, BC, Canada, February 2006.
188. Invited Speaker. High Myopia – Corneal vs. Lenticular Correction. Whistler Advanced Refractive Surgery Congress, Whistler, BC, Canada, February 2006.
189. Invited Panelist. "In the Clinic with the Experts" Symposium. American Society of Cataract and Refractive Surgery annual meeting, San Francisco, CA, March 2006.
190. Invited Speaker. Cornea, Cataract and Refractive Surgery Symposium, San Francisco, CA, March 2006.
191. Invited Speaker. Phakic IOL/High Myopia Correction. Cataract and Surgery Today Meeting. American Society of Cataract and Refractive Surgery annual meeting, San Francisco, CA, March 2006.
192. Invited Speaker. Corneal Zoology. Jules Stein Eye Institute Cornea Lecture Series, Los Angeles, CA, April 2006.
193. Invited Panelist. Laser Vision Correction. AMO Analyst Discussion Meeting, Huntington Beach, CA, June 2006.
194. Invited Speaker. Treatment of Erroneous Off-Axis Ablations. American Academy of Ophthalmology annual meeting, Las Vegas, NV, November 2006.
195. Instructor. Bausch & Lomb Certification Course: Advanced Laser Eye Surgery. American Academy of Ophthalmology annual meeting, Las Vegas, NV, November 2006.
196. Moderator and Invited Speaker. Evolution of the Microkeratome. Bausch & Lomb Booth Lecture. American Academy of Ophthalmology annual meeting, Las Vegas, NV, November 2006.
197. Invited Speaker. Avoiding & Managing Medical Malpractice in Refractive Surgery. Hawaiian Eye 2007, Kauai, HI, January 2007. Awarded Speaker of the Day.
198. Invited Speaker. Achieving Optimal Flaps with a Mechanical Microkeratome. Hawaiian Eye 2007, Kauai, HI, January 2007.
199. Invited Speaker. High Myopia – Corneal vs. Lenticular Correction. Whistler Advanced Refractive Surgery Congress, Whistler, BC, Canada, February 2007.
200. Invited Speaker. Nomograms: Borrow with Care. Whistler Advanced Refractive Surgery Congress, Whistler, BC, Canada, February 2007.

201. Moderator. Pursuing Refractive Success in Pseudophakic Patients. Whistler Advanced Refractive Surgery Congress, Whistler, BC, Canada, February 2007.
202. Invited Speaker. Corneal Zoology. Jules Stein Eye Institute Cornea Lecture Series, Los Angeles, CA, April 2007.
203. Invited Speaker. Pearls for Performing Wavefront-Guided Enhancements. EyeWorld Educational Symposium, American Society of Cataract and Refractive Surgery annual meeting, San Diego, CA, April 2007.
204. Invited Speaker. The Refractive Patient Who Has Never Had Surgery. "In the Clinic with the Experts" Symposium. American Society of Cataract and Refractive Surgery annual meeting, San Diego, CA, April 2007.
205. Invited Speaker. A Nomogram to Improve Flap Centration. IntraLase User Group Meeting. American Academy of Ophthalmology annual meeting, New Orleans, LA, November 2007.
206. Invited Speaker and Panelist. Break With The Experts: Nomograms. Subspecialty Day Refractive Surgery. American Academy of Ophthalmology annual meeting, New Orleans, LA, November 2007.
207. Instructor. New and Emerging Techniques in Cataract and Refractive Surgery Course. American Academy of Ophthalmology annual meeting, New Orleans, LA, November 2007.
208. Invited Speaker. Optimizing Centration of an IntraLase Flap with a Centration Nomogram. Hawaiian Eye 2008, Waikoloa, Hi, January 2008.
209. Invited Speaker. Improving Flap Biomechanics: Stability and Healing. Winter Corneal Refractive Invitational Summit 2008, Telluride, CO, February 2008.
210. Moderator. Updating the Laser Vision Correction Business Model. Winter Corneal Refractive Invitational Summit 2008, Telluride, CO, February 2008.
211. Invited Speaker. Corneal Zoology. Jules Stein Eye Institute Cornea Lecture Series, Los Angeles, CA, March 2008.
212. Instructor. Central Toxic Keratopathy: New Clinical Entity. American Society of Cataract and Refractive Surgery annual meeting, Chicago, IL, April 2008.
213. Invited Speaker. Light Adjustable Lens Practical Seminar. 21st International Congress of German Ophthalmic Surgeons, Nürnberg, Germany, June 2008.
214. Invited Speaker. Is Monovision a True Alternative to Multifocal IOL Implantation? 21st International Congress of German Ophthalmic Surgeons, Nürnberg, Germany, June 2008.
215. Invited Panelist. Cataract Surgery and Correction of Presbyopia - Advantages of Current Surgical Techniques. 21st International Congress of German Ophthalmic Surgeons, Nürnberg, Germany, June 2008.
216. Invited Speaker. JRS Video Complications. Subspecialty Day Refractive Surgery. American Academy of Ophthalmology annual meeting, Atlanta, GA, November 2008.

217. Invited Speaker. JRS Hottest Late Breaking News. Subspecialty Day Refractive Surgery. American Academy of Ophthalmology annual meeting, Atlanta, GA, November 2008.
218. Program Committee. Jules Stein Eye Institute & ASCRS Joint Symposium on Cataract and Refractive Surgery, Los Angeles, CA, February 2009.
219. Invited Panelist. Ask the Experts. Jules Stein Eye Institute & ASCRS Joint Symposium on Cataract and Refractive Surgery, Los Angeles, CA, February 2009.
220. Invited Speaker. Developing a Personal Nomogram for Refractive Surgery. Jules Stein Eye Institute & ASCRS Joint Symposium on Cataract and Refractive Surgery, Los Angeles, CA, February 2009.
221. Lead Instructor. Mechanical v. Laser Flap Creation: Point/Counterpoint. Jules Stein Eye Institute & ASCRS Joint Symposium on Cataract and Refractive Surgery, Los Angeles, CA, February 2009.
222. Moderator. Excimer Lasers, Microkeratomes, and Wavefront Analyzers. Jules Stein Eye Institute & ASCRS Joint Symposium on Cataract and Refractive Surgery, Los Angeles, CA, February 2009.
223. Invited Speaker. The Light Adjustable Lens: Correction of Myopia, Hyperopia, and Astigmatism or Adjustable Monovision with the Light Adjustable Lens. Jules Stein Eye Institute & ASCRS Joint Symposium on Cataract and Refractive Surgery, Los Angeles, CA, February 2009.
224. Moderator. Debating Today's Refractive Controversies. Choosing Between Multifocal and Accommodating Lenses: What Is Your Thinking Today? Advanced Refractive Invitational Meeting, Deer Valley, CO, February 2009.
225. Invited Speaker. Nomogram Tweaks to Improve Your Results. Advanced Refractive Invitational Meeting, Deer Valley, CO, February 2009.
226. Invited Speaker. Corneal Zoology. Jules Stein Eye Institute Cornea Lecture Series, Los Angeles, CA, April 2009.
227. Invited Speaker. A Case of Advanced Diffuse Lamellar Keratitis vs Central Toxic Keratopathy. American Academy of Ophthalmology annual meeting, San Francisco, CA, October 2009.
228. Invited Panelist. Financing Ophthalmic Device Companies. Ophthalmology Innovation Summit, San Francisco, CA, October 2009.
229. Moderator and Invited Speaker. Factors Affecting Consistent High Quality Results. AMO Users Group meeting, San Francisco, CA, October 2009.
230. Invited Speaker. What's Next in Custom Ablations? AMO Users Group meeting, San Francisco, CA, October 2009.
231. Invited Speaker. Improving LASIK Screening and Evaluation Diagnostics. Review of Ophthalmology meeting, San Francisco, CA, October 2009.

232. Invited Keynote Speaker. Next Generation Wavefront Sensing. Aspen Invitational Refractive Symposium, Aspen, CO, March 2010.
233. Course Instructor. New Emerging Technologies in Cataract & Refractive Surgery. American Society of Cataract and Refractive Surgery annual meeting, Boston, MA, April 2010.
234. Lead Instructor. Niche IOLs. American Society of Cataract and Refractive Surgery annual meeting, Boston, MA, April 2010.
235. Invited Speaker. The Light Adjustable Lens. Jules Stein Eye Institute Grand Rounds, Los Angeles, CA, April 2010.
236. Invited Speaker. Corneal Zoology. Jules Stein Eye Institute Cornea Lecture Series, Los Angeles, CA, May 2010.
237. Moderator. Hot, Hotter, Hottest Late-Breaking News. Refractive Surgery 2010: Seeing is Believing. American Academy of Ophthalmology annual meeting, Chicago, IL, November 2010.
238. Invited Speaker. JRS QwikFacts. Refractive Surgery 2010: Seeing is Believing. American Academy of Ophthalmology annual meeting, Chicago, IL, November 2010.
239. Panelist. Intraocular Surgery Power Calculations. American Society of Cataract and Refractive Surgery annual meeting, San Diego, CA, March 2011.
240. Course Instructor. Current Hot Topics, Controversies, Debates, and Technologies in LASIK, PRK, and Refractive IOL Technology. American Society of Cataract and Refractive Surgery annual meeting, San Diego, CA, March 2011.
241. Program Co-Chairman. American-European Congress of Ophthalmic Surgery meeting, Orlando, FL, October 2011.
242. Moderator. The Happy Patient: New Tools to Optimize Outcomes. Refractive Surgery 2011: Precision in Vision. American Academy of Ophthalmology annual meeting, Orlando, FL, October 2011.
243. Invited Speaker. JRS QwikFacts. Refractive Surgery 2011: Precision in Vision. American Academy of Ophthalmology annual meeting, Orlando, FL, October 2011.
244. Moderator. New Technologies Session. American-European Congress of Ophthalmic Surgery Invitational Meeting, Aspen, CO, March 2012.
245. Invited Speaker. Adjustable IOL. American-European Congress of Ophthalmic Surgery Invitational Meeting, Aspen, CO, March 2012.
246. Moderator. LASIK for Pros. American-European Congress of Ophthalmic Surgery Summer Symposium, Deer Valley, UT, July 2012.
247. Invited Speaker. State of the Art LASIK: Snapshot of the Last 5 Years and Where We Are in 2012. American-European Congress of Ophthalmic Surgery Summer Symposium, Deer Valley, UT, July 2012.

248. Program Co-Chairman. American-European Congress of Ophthalmic Surgery meeting, Chicago, IL, November 2012.
249. Invited Speaker. Treating Astigmatism with Toric IOLs and Intraoperative Refractions. American-European Congress of Ophthalmic Surgery meeting, Chicago, IL, November 2012.
250. Moderator. Lens Point-Counterpoint. Refractive Surgery 2012: The Era of Lasers and Lenses. American Academy of Ophthalmology annual meeting, Chicago, IL, November 2012.
251. Moderator. New Technologies Symposium. American-European Congress of Ophthalmic Surgery Invitational Meeting, Aspen, CO, February 2013.
252. Invited Speaker. Light Adjustable IOL: A Lesson in the FDA. American-European Congress of Ophthalmic Surgery Invitational Meeting, Aspen, CO, February 2013.
253. Invited Speaker. Point-Counterpoint. Femto Won Me Over to Cataract. American-European Congress of Ophthalmic Surgery Summer Symposium, Deer Valley, UT, July 2014
254. Moderator. Corneal Video Complications Session. International Society of Refractive Surgery annual meeting, Chicago, IL, October 2014.
255. Moderator. New Technologies Symposium. American-European Congress of Ophthalmic Surgery Winter Meeting, Aspen, CO, February 2015
256. Moderator. "Pick a Lens" Symposium. American-European Congress of Ophthalmic Surgery Winter Meeting, Aspen, CO, February 2015
257. Moderator. Light Adjustable Lens Symposium. American Society of Cataract and Refractive Surgery meeting. San Diego, CA, April 2015
258. Invited Speaker. Cataract Surgery following PRK or LASIK. Bausch & Lomb Advanced Cataract Surgery Course, Orange, CA, May 2015
259. Invited Speaker. Corneal Zoology. Jules Stein Eye Institute Cornea Lecture Series. Los Angeles, CA, April 2015
260. Invited Speaker. The Light Adjustable IOL: A New Paradigm in Refractive Cataract Surgery. USC Department of Ophthalmology 40th Anniversary Symposium. Los Angeles, CA, June 2015.
261. Invited Speaker. Suturing a Capsular Tension Ring. International Society of Refractive Surgery/American Academy of Ophthalmology annual meeting, Las Vegas, NV, November 2015.
262. Moderator. New Technologies Symposium. American-European Congress of Ophthalmic Surgery Winter Meeting, Aspen, CO, February 2016
263. Invited Speaker. Cataract Challenges: Sutured IOL. American-European Congress of Ophthalmic Surgery Winter Meeting, Aspen, CO, February 2016

264. Invited Speaker. Presbyopic Inlays. A Refractive Inlay is Best for Presbyopia. American-European Congress of Ophthalmic Surgery Winter Meeting, Aspen, CO, March 2016